

# Annual Listing of Federally Obligated Projects

Fiscal Year 2019



## *Disclaimer*

The preparation of this document was financed through grants from and disseminated under the sponsorship of the Federal Highway Administration, the Louisiana Department of Transportation and Development, and the Northwest Louisiana Council of Governments. The United States Government and the State of Louisiana assume no liability for its contents or use thereof.

## *Non-Discrimination Statement*

The Northwest Louisiana Council of Governments (NLCOG) complies with the Americans with Disabilities Act of 1990, Section 504 of the Rehabilitation Act of 1973, Title VI of the Civil Rights Act of 1964, and other federal equal opportunity laws and, therefore, does not discriminate on the basis of race, sex, color, age, national origin, religion or disability; in admission to, access to, treatment in or operations of its programs, services, or activities. NLCOG does not discriminate in its hiring or employment practices.

Questions, concerns, complaints, or requests for additional information regarding the non-discrimination policies may be directed to the designated Title VI, ADA and Section 504 Compliance Coordinator:

Lisa M. Frazier  
Public Involvement Coordinator  
(318) 841-5950 (voice)  
[lisa.frazier@nlcog.org](mailto:lisa.frazier@nlcog.org)  
625 Texas Street, Suite 200  
Shreveport, LA 71101

# Annual Listing of Federally Obligated Projects

---

## Fiscal Year 2019

### Purpose of this Report

The Annual Listing of Obligated Projects is a requirement of metropolitan planning areas, per § 450.332:

- (a) In metropolitan planning areas, on an annual basis, no later than 90 calendar days following the end of the program year, the State, public transportation operator(s), and the MPO shall cooperatively develop a listing of projects (including investments in pedestrian walkways and bicycle transportation facilities) for which funds under 23 U.S.C. or 49 U.S.C. Chapter 53 were obligated in the preceding program year.
- (b) The listing shall be prepared in accordance with § 450.314(a) and shall include all federally funded projects authorized or revised to increase obligations in the preceding program year, and shall at a minimum include the TIP information under § 450.324(e)(1) and (4) and identify, for each project, the amount of Federal funds requested in the TIP, the Federal funding that was obligated during the preceding year, and the Federal funding remaining and available for subsequent years.
- (c) The listing shall be published or otherwise made available in accordance with the MPO's public participation criteria for the TIP.

The Northwest Louisiana Council of Governments (NLCOG) responds to the directive through this report. It lists all transportation projects in Northwest Louisiana that were obligated during NLCOG's fiscal year 2019 (July 1, 2018 – June 30, 2019). The Federal Highway Administration (FHWA) defines obligation as the federal government's legal commitment (promise) to pay or reimburse the states or other entities for the federal share of a project's eligible costs<sup>1</sup>. Thus, an obligated project

---

<sup>1</sup> Financing Federal Aid Highways Glossary. <http://www.fhwa.dot.gov/reports/fifahivw/ffahappa.htm>. May 10, 2011.

is one that has been approved by the federal government for reimbursement, though not necessarily reimbursed yet. Obligated projects were not necessarily initiated or completed in this year. The obligated project cost reflected in this report also may not equal final project cost.

## Background

NLCOG is the Metropolitan Planning Organization (MPO) for the Shreveport – Bossier urbanized area. Every metropolitan area with a population of more than 50,000 persons has a designated MPO to qualify for federal highway and transit funding. NLCOG, acting in its capacity as the MPO, has responsibility for planning, programming, and coordinating federal-aid transportation investments within the Shreveport – Bossier urbanized area.

The United States Department of Transportation relies on the MPO to ensure that highway and transit projects that use federal funds are products of a credible planning process and meet local priorities. Transportation legislation – including the Intermodal Surface Transportation Efficiency Act of 1991 (ISTEA), the Transportation Equity Act for the 21<sup>st</sup> Century (TEA-21), and the Safe, Accountable, Flexible, Efficient Transportation Equity Act: A legacy for Users (SAFETEA-LU) and the most recent transportation authorization Moving Ahead for Progress in the 21st Century (MAP-21) – strengthened the role MPOs play in rationally developed transportation programs. As the MPO, NLCOG is statutorily mandated to assess the transportation needs and deficiencies of the region with direction from public officials; citizens; modal representatives; and federal, state and local planning departments.

The MPO Transportation Policy Committee (“committee”) membership consists of the administrators from Bossier and Caddo Parishes; the mayors of the cities of Bossier City and Shreveport; the executive director of the Port of Caddo – Bossier, the executive directors of the Metropolitan Planning Commissions of Bossier and Shreveport; the general manager of the local public transit agency and the District IV administrator of LaDOTD. The committee wields final decision-making. Non-voting members include FHWA and FTA. NLCOG represents the perspectives of its local government members, while coordinating its planning efforts with the Louisiana Department of Transportation (LaDOTD), the Federal Transit Administration (FTA) and the Federal Highway Administration (FHWA).

NLCOG is assisted in its planning and programming efforts by a Technical Coordinating Committee (TCC) that is comprised of public works directors, planning directors, and transit operators. The TCC

meets as-needed to review proposed amendments to the Transportation Improvement Program (TIP). Working groups and ad hoc groups are also created and appointed, as needed.

## Regional Transportation Plan

NLCOG develops a minimum 20-year regional, long-range Metropolitan Transportation Plan (MTP) describing the transportation needs and goals for the region. It is the chief legal document reflecting the resources, the fundamental planning process, and the selection of projects for the region. The MTP includes the needed transportation system and the fiscally-constrained MTP. The fiscally-constrained MTP, required by federal law, identifies the multimodal transportation system that can be achieved over a minimum 20-year planning horizon with the “reasonably available” financial resources over that time. Federal law requires NLCOG to update the plan every five years. NLCOG adopted Mobility 2014, a comprehensive multi-modal transportation plan for Bossier and Caddo Parishes on April 15, 2016.

The MTP incorporates policy considerations and related long-term impacts. Analysis of land use changes, population growth and density patterns, economic development and commercial and residential zoning help identify and rank projects. All regionally significant projects are identified in the plan regardless of their funding source; and, in many cases, projects are funded with combinations of state, federal, and local funds.

## Transportation Improvement Program

A Transportation Improvement Program (TIP) is a prioritized, financially-constrained multi-year program for implementation of federally-funded transportation improvement projects in a designated MPO region. The TIP serves as a planning tool to ensure the most effective use of limited funding for transportation improvements. The TIP includes the adopted list of public transit, roadway, bicycle, pedestrian, and air quality projects that will receive federal transportation funds in the future. A transportation improvement is not eligible for federal funding unless it is documented within the TIP. The TIP also includes the projects in Northwest Louisiana that are intended to only use state funds. The TIP implements the fiscally-constrained MTP. NLCOG’s TIP covers a three-year period, though specific projects and their funding levels are usually identified for the first three or four-year period.

The 2019-2022 TIP was adopted on July 12, 2018 and has been amended regularly since adoption. The projects in this report are from the 2019-2022 TIP. The TIP defines the projects eligible for federal funding in FY2019, which covers the period from July 1, 2018 to June 30, 2019.

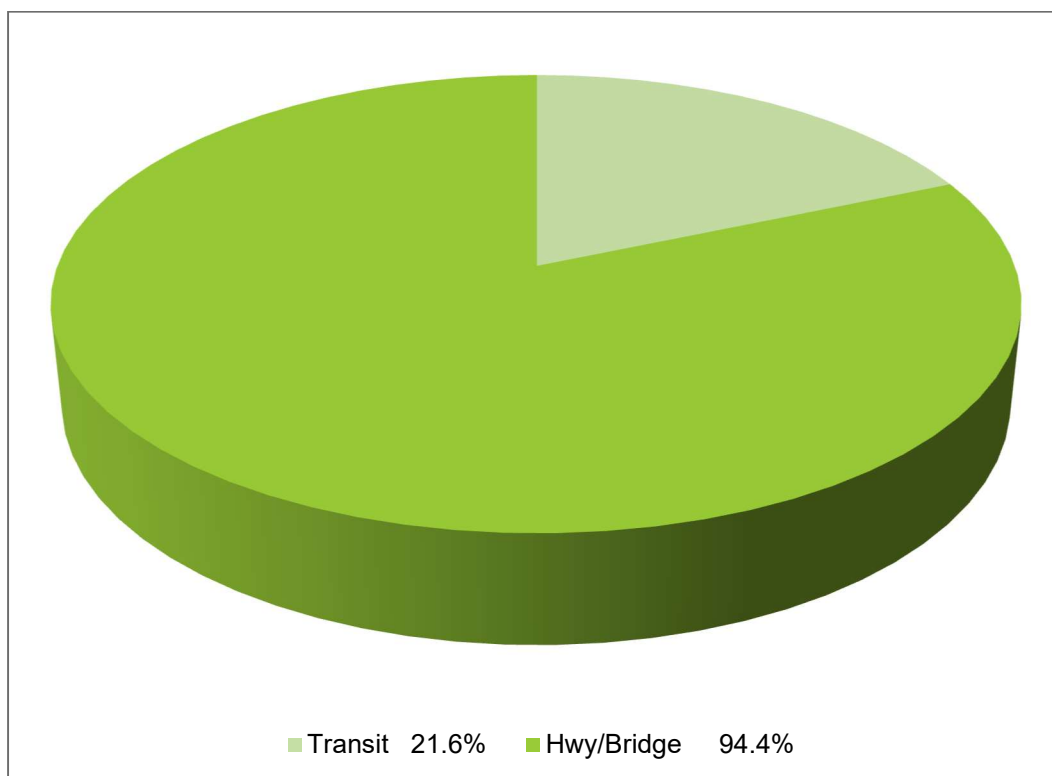
## Public Involvement

NLCOG aims to proactively engage the public in the regional transportation planning process and embraces federal requirements that MPOs provide the public with complete information, timely public notice, full public access to key decisions, and early and continuing involvement in developing the MTP, TIP, and other products. NLCOG's public involvement strategies include presenting information and educating the public, continually soliciting public input, helping information flow between the public and decision makers, and considering and responding to public concerns.

## Summary of Projects

In FY 2019, more than 200 projects were scheduled for a total federal cost of \$33,937,277.26. Of this total, \$26,584,427.42 (78.4%) was for highway/bridge projects and \$7,352,849.84 (21.6%) was for transit projects.

### *FY 2019 Federally Obligated Projects Summary*

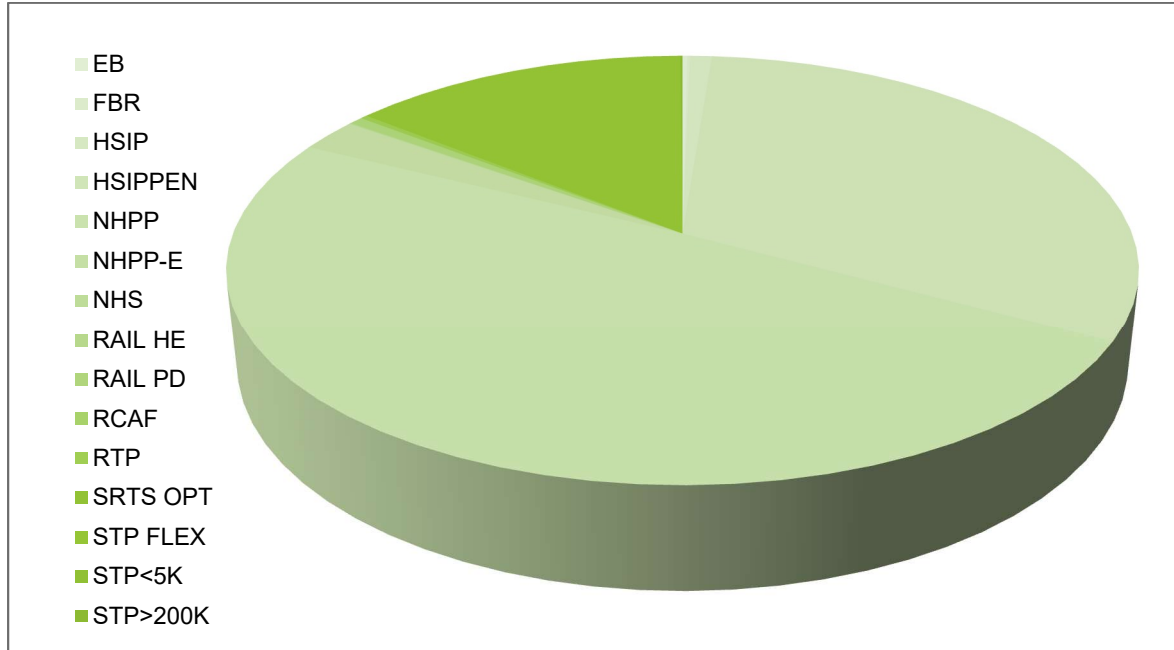


The largest percentage of highway/bridge funds (49.63% total) obligated was the National Highway Performance Program (NHPP) funding stream supports the condition and performance of the National Highway System; provides support for the construction of new facilities on the NHS; and

ensures that investments of federal-aid funds in highway construction are directed to support progress toward the achievement of performance targets established in a state's asset management plan for the NHS. This program had a federal funding total of \$13,193,411.67. In the chart below, the funding by category is illustrated with corresponding percentage of funding. Negative numbers indicate money that was de-obligated. In some cases, it was money that the LaDOTD advanced construction with state funds and now the state funds are removed, and federal funds added.



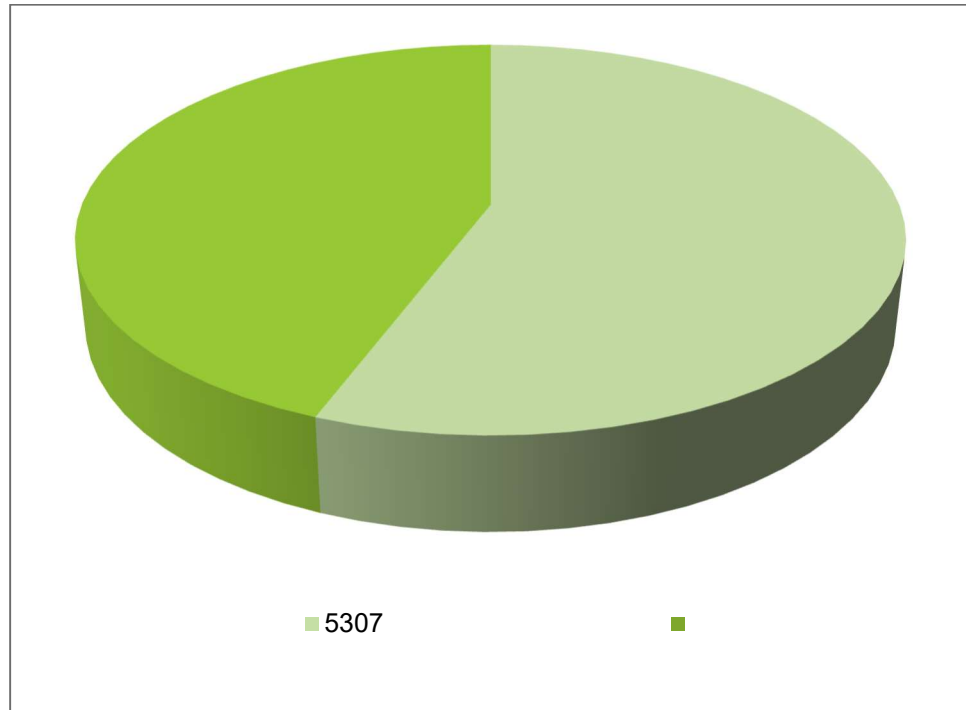
### FY 2019 Federally Obligated Highway/Bridge Projects by Funding Category



Prefix	Total Federal Funds	Percentage Federal Funds
EB	\$52,149.49	0.20%
FBR	\$30,447.29	0.11%
HSIP	\$245,386.44	0.92%
HSIPPEN	\$8,463,604.00	31.84%
NHPP	\$13,193,411.67	49.63%
NHPP-E	\$655,297.80	2.46%
NHS	\$-10,564.49	-0.04%
RAIL HE	\$-15,290.52	-0.06%
RAIL PD	\$150,483.36	0.57%
RCAF	\$650.06	0%
RTP	\$77,307.43	0.29%
SRTS OPT	\$-2,446.13	-0.01%
STP FLEX	\$3,769,805.13	14.18%
STP<5K	\$-463.27	0%
STP>200K	\$-25,350.84	-0.10%
<b>Total</b>	<b>\$70,584,889.11</b>	<b>100.00%</b>

The largest percentage of transit funds (88% total) obligated was the FTA Section 5307 Capital Budget category of funding. These funds were used for administration, operations, planning, and capital improvements. The chart below illustrates these percentages:

*FY 2019 Federally Obligated Transit Projects by FTA Funding Category*



Prefix	Total Federal Funds	Percentage of Funds
Preventive Maintenance	\$2,834,000.00	65%
ADA Paratransit Service	\$338,000.00	8%
Construct Enhanced ADA	\$41,600.00	1%
Support Equipment and Service Vehicles	\$192,057.84	4%
Bus Rolling Stock	\$468,000.00	10%
Transit Amenities	\$174,720.00	
Access/Mobility	\$54,472.00	
<b>Section 5307 Total</b>	<b>\$4,102,849.84</b>	<b>55.8%</b>
Electric Bus Purchase	\$1,500,000.00	
Cutaway Purchase	\$1,750,000.00	
<b>Section 5339</b>	<b>\$3,250,000.00</b>	<b>44.2%</b>
<b>Total</b>	<b>\$7,352,849.84</b>	<b>100.00%</b>

## Obligation Report

This report is organized by project phase for highway/bridge projects and funding category for transit projects. The TIP identification (ID), project name, description, funding source and the total obligation amount are shown for each project. The TIP ID is a unique number given to each project selected for inclusion into the NLCOG TIP. A brief description of each project is provided. The obligation is the federal share for that TIP project in the federal fiscal year. The obligation amounts for each of the projects are added up to show the total obligation by project phase.

While federal funding is included in this report, local or state funds are also reported in most cases. In FY2017, federal funding was distributed through the following funding categories:

- **(AP)** funds are used for
- **Demonstration Projects (DEMO)** funding refers to line items, for each individual project, within the past transportation authorizations (i.e. ISTEA, TEA-21, SAFETEA-LU, but not MAP-21) that explicitly devotes funding to the line item project utilizing funds from any number of programs (i.e. STP, HSIP, IM, etc.) sources.
- **Emergency Relief Program (ER)** is an FTA program, established under MAP-21 legislation, that aids public transit operators in the aftermath of an emergency or major disaster. The program helps states and public transportation systems pay for protecting, repairing, and/or replacing equipment and facilities that may suffer or have suffered serious damage due to an emergency, including natural disasters such as floods, hurricanes, and tornadoes.
- **Equitable Bonus (EB)** provides funding to states based on equity considerations. These include a minimum rate of return on contributions to the Highway Account of the Highway Trust Fund, and a minimum increase relative to the average dollar amount of apportionments under TEA-21.
- **Federal Bridge Replacement On/Off System (FBR)** are federal funds used for the replacement, rehabilitation or widening of any federal aid facility on- or off-system.
- **FTA Section 5307** funds are used for capital, operating assistance, preventive maintenance and planning purposes for mass transportation improvements in urbanized areas.
- **Highway Safety Improvement Program (HSIP/HSIPPEN)** provides funding to achieve a significant reduction in traffic fatalities and serious injuries on all public roads through the implementation of infrastructure-related highway safety improvements.
- **National Highway Performance Program (NHPP/NHPP-E)** supports the condition and performance of the NHS; provides support for the construction of new facilities on the NHS; and ensures that investments of federal-aid funds in highway construction are directed to support

progress toward the achievement of performance targets established in a state's asset management plan for the NHS.

- **National Highway System (NHS)** funds improvements to the dynamic roadway system that can change in response to future travel and trade demands which includes the interstate system, as well as other roads important to the nation's economy, defense and mobility.
- **Recreational Trails Program (RTP)** provides funds to the States to develop and maintain recreational trails and trail-related facilities for both non-motorized and motorized recreational trail uses.
- **Rail Cost Adjustment Factor (RCAF)** is an index used for the adjustment for inflation in long-term railroad contracts, rate negotiations, and transportation studies, computer quarterly.
- **Safe Routes to School (SRTS)** funds infrastructure-related projects that will substantially improve the ability of students to walk and bicycle to school, such as sidewalk improvements, traffic calming and speed reduction improvements, pedestrian and bicycle crossing improvements, on-street bicycle facilities, off-street bicycle and pedestrian facilities, secure bicycle parking facilities, and traffic diversion improvements near schools. These funds also may be used for public awareness campaigns and outreach to press and community leaders; traffic education and enforcement near schools; student sessions on bicycle and pedestrian safety, health, and environment; and funding for training, volunteers, and managers of safe routes to school programs.
- **Surface Transportation Program (STP>200K / STP<200K / STP<5K)** provides flexible funding that may be used by States and localities for projects to preserve and improve the conditions and performance on any Federal-aid highway, bridge and tunnel projects on any public road, pedestrian and bicycle infrastructure, and transit capital projects, including intercity bus terminals. Within the metropolitan area, funds may be used for roadway reconstruction, rehabilitation, traffic operational improvements, bicycle / pedestrian facilities, and studies. Funding may also be used in areas with a population of 5,000 or less on roads functionally classified as minor collectors.
- **Surface Transportation Program Transportation Enhancements (STP ENH)** is flexible funding that may be used by states and localities for projects to preserve and improve the conditions and performance on any Federal-aid highway, bridge and tunnel projects on any public road, pedestrian and bicycle infrastructure, and transit capital projects, including intercity bus terminals.
- **Surface Transportation Program (STP FLEX)** is a flexible funding category used to fund roadway reconstruction, Intelligent Transportation System (ITS) projects, or bridge/interchange work.

- **Surface Transportation Program Rail Hazard Elimination and Highway Crossings Protective Devices (RAIL HE/PD)** are safety set aside funds that provide programs to reduce the number and severity of crashes at public highway-rail grade crossings (Section 130) and correct or improve hazardous locations, sections, and elements on any public road, public surface transportation facility, or public bike/pedestrian path or trail.

Some projects include a mixture of different TIP funding categories, and thus one project line under one funding source does not necessarily equal the total obligated funding for that project. The tables below are based on records obtained from LaDOTD, FHWA, and FTA, as NLCOG does not directly participate in the obligation process.

## Technical Terms

Various tables, figures, and project tracking sheets within this report include the following technical terms to describe and aid in understanding the projects.

- **Funding source** refers to the category of funding source for the primary source of funds.
- **Project numbers** given by the LaDOTD as the state transportation project number and to illustrate the project stage.
- **Project Description** shows a brief description often referenced by a local street, road or highway.
- **Percent of federal share** refers to the funding split of federal to local/state funds. For examples, 80% means the federal share is 80% of the project cost and local/state funds make up the remaining 20%.
- **Federal funds** are the federal share from the federal government to complete the project (obligation).
- **Total cost** shows the total cost for the project's given phase.
- **FHWA transaction date** refers to the date the project was entered into the FHWA system.
- **Advance construction funds** refer to funds the state of Louisiana advanced in place of federal funds for that phase. Negative numbers show money that was de-obligated. In some cases, it is money that the state advanced construction with state funds and now the state funds are removed, and the federal funds are added.

Annual Listing of Federally Obligated Projects for Fiscal Year 2019 (Highway) – By Funding Category

Funding Source	% Fed Share	Federal Funds Amount	State Funds Amount	Converted Funds Amount	Local Funds Amount	Advance Construction Funds	Flex Match Amount	Other Funds	Total All Funds	FHWA Trans Date	Project Number/Phase	Project Description
EB	80.00	-11,973.84	-2,993.46	0.00	0.00	0.00	0.00	0.00	-14,967.30	12/12/2018	H.006471.6	SHREVEPORT INTERMEDIATE ITS PHASE 2
EB	80.00	11,973.84	2,993.46	0.00	0.00	0.00	0.00	0.00	14,967.30	11/6/2018	H.006471.6	SHREVEPORT INTERMEDIATE ITS PHASE 2
EB	80.00	52,149.49	13,037.37	0.00	0.00	0.00	0.00	0.00	65,186.86	7/18/2019	H.011111.6	I-49 NORTH, SEGMENT K - PHASE 2
TOTAL		52,149.49	13,037.37	0.00	0.00	0.00	0.00	0.00	65,186.86			
FBR-OFF	100.00	-2,903.19	0.00	0.00	0.00	0.00	-493.54	0.00	-2,903.19	1/22/2019	H.006053.6	MURPHY STREET BRIDGE OVER KCS RAILROAD
FBR-OFF	80.00	-123.16	-30.79	0.00	0.00	0.00	0.00	0.00	-153.95	6/20/2019	H.006053.6	MURPHY STREET BRIDGE OVER KCS RAILROAD
FBR-OFF	80.00	-3,704.57	-926.14	0.00	0.00	0.00	0.00	0.00	-4,630.71	1/22/2019	H.006053.6	MURPHY STREET BRIDGE OVER KCS RAILROAD
FBR-OFF	100.00	0.00	0.00	0.00	0.00	0.00	-2,963.21	0.00	0.00	6/20/2019	H.006053.6	MURPHY STREET BRIDGE OVER KCS RAILROAD
FBR-OFF	80.00	0.00	0.00	0.00	19,900.33	0.00	0.00	0.00	19,900.33	2/21/2019	H.006053.6	MURPHY STREET BRIDGE OVER KCS RAILROAD
FBR-ON/OFF	80.00	3,605.50	901.38	0.00	0.00	0.00	0.00	0.00	4,506.88	6/25/2019	H.001623.5	CREEK BRIDGE & IRISH BAYOU BRIDGE
FBR-ON/OFF	80.00	6,932.37	1,733.09	0.00	0.00	0.00	0.00	0.00	8,665.46	3/6/2019	H.001661.5	BLACK BAYOU BRIDGE
FBR-ON/OFF	80.00	8,467.53	2,116.88	0.00	0.00	0.00	0.00	0.00	10,584.41	2/19/2019	H.001661.5	BLACK BAYOU BRIDGE
FBR-ON/OFF	80.00	6,067.77	1,516.94	0.00	0.00	0.00	0.00	0.00	7,584.71	1/7/2019	H.001661.5	BLACK BAYOU BRIDGE
FBR-ON/OFF	80.00	12,105.04	3,026.26	0.00	0.00	0.00	0.00	0.00	15,131.30	11/14/2018	H.001661.5	BLACK BAYOU BRIDGE
TOTAL		30,447.29	8,337.62	0.00	19,900.33	0.00	-3,456.75	0.00	58,685.24			
HSIP	90.00	-23,719.10	-2,635.46	0.00	0.00	0.00	0.00	0.00	-26,354.56	10/11/2018	H.001769.2	LA 511: LA 523 - FERN AV
HSIP	100.00	-19,826.17	0.00	0.00	0.00	0.00	0.00	0.00	-19,826.17	1/28/2019	H.009475.3	LA 538: ROUNDABOUT AT RAVENDALE
HSIP	100.00	9,997.73	0.00	0.00	0.00	0.00	0.00	0.00	9,997.73	4/23/2019	H.009475.6	LA 538: ROUNDABOUT AT RAVENDALE
HSIP	100.00	-32,298.40	0.00	0.00	0.00	0.00	0.00	0.00	-32,298.40	1/28/2019	H.009475.6	LA 538: ROUNDABOUT AT RAVENDALE

Funding Source	% Fed Share	Federal Funds Amount	State Funds Amount	Converted Funds Amount	Local Funds Amount	Advance Construction Funds	Flex Match Amount	Other Funds	Total All Funds	FHWA Trans Date	Project Number/Phase	Project Description
HSIP	90.00	-4,533.96	-503.77	0.00	0.00	0.00	0.00	0.00	-5,037.73	3/20/2019	H.010202.6	I-20: EXIT LANE EXTENSION (EXITS 3 & 5)
HSIP	90.00	31,056.20	3,450.69	0.00	0.00	0.00	0.00	0.00	34,506.89	7/10/2019	H.010202.6	I-20: EXIT LANE EXTENSION (EXITS 3 & 5)
HSIP	100.00	-328,190.43	0.00	0.00	0.00	0.00	0.00	0.00	-328,190.43	10/23/2018	H.011910.6	LA 3132 CABLE BARRIER: I-20 TO LA 523
HSIP	100.00	612,900.57	0.00	0.00	0.00	0.00	0.00	0.00	612,900.57	4/4/2019	H.012356.6	ELLERBE & YEARWOOD: UP RR XINGS (CADD0)
TOTAL		245,386.44	311.46	0.00	0.00	0.00	0.00	0.00	245,697.90			
HSIPPEN	100.00	6,769,307.65	0.00	0.00	0.00	0.00	0.00	0.00	6,769,307.65	2/20/2019	H.011917.6	I-49 CB: MLK DR. TO ARKANSAS S/L
HSIPPEN	100.00	1,686,769.92	0.00	0.00	0.00	0.00	0.00	0.00	1,686,769.92	5/1/2019	H.011917.6	I-49 CB: MLK DR. TO ARKANSAS S/L
HSIPPEN	100.00	7,526.43	0.00	0.00	0.00	0.00	0.00	0.00	7,526.43	3/19/2019	H.013766.1	LOCAL ROAD SIGNS & STRIPING (CADD0)
TOTAL		8,463,604.00	0.00	0.00	0.00	0.00	0.00	0.00	8,463,604.00			
NHPP	80.00	4,227.10	1,056.77	0.00	0.00	0.00	0.00	0.00	5,283.87	1/8/2019	H.001779.2	JIMMIE DAVIS BRIDGE (LA 511) (HBI)
NHPP	80.00	5,976.78	1,494.19	0.00	0.00	0.00	0.00	0.00	7,470.97	10/10/2018	H.001779.2	JIMMIE DAVIS BRIDGE (LA 511) (HBI)
NHPP	80.00	5,385.94	1,346.48	0.00	0.00	0.00	0.00	0.00	6,732.42	5/29/2019	H.001779.2	JIMMIE DAVIS BRIDGE (LA 511) (HBI)
NHPP	80.00	5,044.30	1,261.08	0.00	0.00	0.00	0.00	0.00	6,305.38	2/19/2019	H.001779.2	JIMMIE DAVIS BRIDGE (LA 511) (HBI)
NHPP	80.00	4,020.33	1,005.08	0.00	0.00	0.00	0.00	0.00	5,025.41	3/7/2019	H.003495.3	I-49N, SEGMENT K-PHASE 1
NHPP	80.00	532.93	133.23	0.00	0.00	0.00	0.00	0.00	666.16	10/16/2018	H.003495.3	I-49N, SEGMENT K-PHASE 1
NHPP	80.00	355.28	88.82	0.00	0.00	0.00	0.00	0.00	444.10	11/14/2018	H.003495.3	I-49N, SEGMENT K-PHASE 1
NHPP	80.00	7,757.83	1,939.46	0.00	0.00	0.00	0.00	0.00	9,697.29	1/8/2019	H.003495.3	I-49N, SEGMENT K-PHASE 1
NHPP	80.00	-1,837,269.99	-459,317.50	0.00	0.00	0.00	0.00	0.00	-2,296,587.49	12/27/2018	H.003499.6	I-49 NORTH (LA 530 - LA 170) SEG F
NHPP	80.00	2,150.41	537.60	0.00	0.00	0.00	0.00	0.00	2,688.01	3/7/2019	H.003505.3	I-49 NORTH (LA 530 TO LA 170)
NHPP	80.00	467.48	116.87	0.00	0.00	0.00	0.00	0.00	584.35	12/27/2018	H.003505.3	I-49 NORTH (LA 530 TO LA 170)
NHPP	80.00	2,898.38	724.59	0.00	0.00	0.00	0.00	0.00	3,622.97	11/13/2018	H.003505.3	I-49 NORTH (LA 530 TO LA 170)



Funding Source	% Fed Share	Federal Funds Amount	State Funds Amount	Converted Funds Amount	Local Funds Amount	Advance Construction Funds	Flex Match Amount	Other Funds	Total All Funds	FHWA Trans Date	Project Number/Phase	Project Description
NHPP	80.00	757.32	189.33	0.00	0.00	0.00	0.00	0.00	946.65	10/16/2018	H.003505.3	I-49 NORTH (LA 530 TO LA 170)
NHPP	80.00	-336.95	-84.24	0.00	0.00	0.00	0.00	0.00	-421.19	6/20/2019	H.003505.3	I-49 NORTH (LA 530 TO LA 170)
NHPP	80.00	8,211.82	2,053.14	0.00	0.00	0.00	0.00	0.00	10,264.96	10/10/2018	H.003509.3	I-49 NORTH (MIRA-MYRTIS ROAD - LA 168)
NHPP	80.00	560.98	140.24	0.00	0.00	0.00	0.00	0.00	701.22	11/13/2018	H.003509.3	I-49 NORTH (MIRA-MYRTIS ROAD - LA 168)
NHPP	80.00	-8,134.34	-2,033.75	0.00	0.00	0.00	0.00	0.00	-10,168.09	5/13/2019	H.003509.3	I-49 NORTH (MIRA-MYRTIS ROAD - LA 168)
NHPP	90.00	702,450.78	78,050.09	0.00	0.00	0.00	0.00	0.00	780,500.87	2/28/2019	H.009575.6	I-20: TX S/L- 0.44 MI E OF MONKHOUSE DR.
NHPP	90.00	641,166.14	71,240.68	0.00	0.00	0.00	0.00	0.00	712,406.82	5/6/2019	H.009575.6	I-20: TX S/L- 0.44 MI E OF MONKHOUSE DR.
NHPP	90.00	645,945.42	71,771.71	0.00	0.00	0.00	0.00	0.00	717,717.13	2/12/2019	H.009575.6	I-20: TX S/L- 0.44 MI E OF MONKHOUSE DR.
NHPP	90.00	-100,181.57	-11,131.29	0.00	0.00	0.00	0.00	0.00	-111,312.86	5/6/2019	H.009576.6	I-49: DESOTO PARISH LINE TO LA 526
NHPP	80.00	752,289.54	188,072.38	0.00	0.00	0.00	0.00	0.00	940,361.92	6/11/2019	H.011111.6	I-49 NORTH, SEGMENT K - PHASE 2
NHPP	80.00	19,597.23	4,899.31	0.00	0.00	0.00	0.00	0.00	24,496.54	6/18/2019	H.011111.6	I-49 NORTH, SEGMENT K - PHASE 2
NHPP	80.00	8,405.94	2,101.49	0.00	0.00	0.00	0.00	0.00	10,507.43	6/25/2019	H.011111.6	I-49 NORTH, SEGMENT K - PHASE 2
NHPP	80.00	8,290.89	2,072.72	0.00	0.00	0.00	0.00	0.00	10,363.61	7/8/2019	H.011111.6	I-49 NORTH, SEGMENT K - PHASE 2
NHPP	80.00	813,733.23	203,433.31	0.00	0.00	0.00	0.00	0.00	1,017,166.54	8/19/2019	H.011420.6	LA 3132: EB ENTRANCE LANE EXTENSION
NHPP	90.00	153,369.44	17,041.05	0.00	0.00	0.00	0.00	0.00	170,410.49	9/17/2019	H.012028.1	I 20:LAKE SHORE DRIVE/KCS OVERPASS REHAB
NHPP	90.00	154,109.24	17,123.25	0.00	0.00	0.00	0.00	0.00	171,232.49	10/18/2018	H.012193.6	I-20: EB ENTRANCE RAMP AT LA 169
NHPP	90.00	297,186.56	80,259.10	0.00	0.00	0.00	0.00	274,313.00	651,758.66	11/14/2018	H.012316.6	I-20: PEDESTRIAN OVERPASS REMOVAL
NHPP	100.00	-5,122.60	0.00	0.00	0.00	0.00	0.00	0.00	-5,122.60	1/22/2019	H.012360.6	I-220: PAVEMENT MARKING REPLACEMENT I
NHPP	90.00	-53,035.01	-6,687.26	0.00	0.00	0.00	0.00	0.00	-59,722.27	11/16/2018	H.012444.6	LA 3132 EB TO I-49 NB RAMP REPAIRS
NHPP	90.00	90,073.16	10,008.13	0.00	0.00	0.00	0.00	0.00	100,081.29	9/3/2019	H.012451.6	DISTRICT 04-MISCELLANEOUS BRIDGE REPAIRS
NHPP	90.00	70,355.56	7,817.28	0.00	0.00	0.00	0.00	0.00	78,172.84	6/26/2019	H.012451.6	DISTRICT 04-MISCELLANEOUS BRIDGE REPAIRS

Funding Source	% Fed Share	Federal Funds Amount	State Funds Amount	Converted Funds Amount	Local Funds Amount	Advance Construction Funds	Flex Match Amount	Other Funds	Total All Funds	FHWA Trans Date	Project Number/Phase	Project Description
NHPP	90.00	26,552.40	2,950.27	0.00	0.00	0.00	0.00	0.00	29,502.67	2/5/2019	H.012451.6	DISTRICT 04-MISCELLANEOUS BRIDGE REPAIRS
NHPP	90.00	167,913.83	18,657.09	0.00	0.00	0.00	0.00	0.00	186,570.92	1/2/2019	H.012451.6	DISTRICT 04-MISCELLANEOUS BRIDGE REPAIRS
NHPP	90.00	1,312,862.07	145,873.56	0.00	0.00	0.00	0.00	0.00	1,458,735.63	10/30/2018	H.012451.6	DISTRICT 04-MISCELLANEOUS BRIDGE REPAIRS
NHPP	80.00	6,279,810.16	1,569,952.54	0.00	0.00	0.00	0.00	0.00	7,849,762.70	5/9/2019	H.013253.6	US 79/US 80:TEXAS STATE LINE - JCT US 80
NHPP	80.00	303,862.00	75,965.50	0.00	0.00	0.00	0.00	0.00	379,827.50	10/30/2018	H.013426.3	GRIMMETT DR PIPE REHAB
NHPP	80.00	765,281.21	191,320.30	0.00	0.00	0.00	0.00	0.00	956,601.51	5/15/2019	H.013426.6	GRIMMETT DR PIPE REHAB
NHPP	90.00	424,910.06	94,699.48	0.00	0.00	0.00	0.00	0.00	519,609.54	4/4/2019	H.013673.6	REHAB OF GREENWOOD PIT SCALE
NHPP	80.00	404,003.09	101,000.77	0.00	0.00	0.00	0.00	0.00	505,003.86	4/10/2019	H.013879.6	US 79: TX S/L TO 0.2 MI E OF TX S/L
NHPP	80.00	21,834.91	5,458.73	0.00	0.00	0.00	0.00	0.00	27,293.64	5/20/2019	H.013879.6	US 79: TX S/L TO 0.2 MI E OF TX S/L
NHPP	100.00	869,070.66	0.00	0.00	0.00	0.00	0.00	0.00	869,070.66	5/2/2019	H.013893.6	I-20:I-220-I-220 & I-49:LA3132-I-20 RPM
NHPP	100.00	216,071.73	0.00	0.00	0.00	0.00	0.00	0.00	216,071.73	7/1/2019	H.013893.6	I-20:I-220-I-220 & I-49:LA3132-I-20 RPM
NHPP-E	80.00	4,547.19	1,136.80	0.00	0.00	0.00	0.00	0.00	5,683.99	8/21/2019	H.001779.2	JIMMIE DAVIS BRIDGE (LA 511) (HBI)
NHPP-E	80.00	0.00	65,000.00	0.00	0.00	0.00	0.00	0.00	65,000.00	1/8/2019	H.003495.3	I-49N, SEGMENT K-PHASE 1
NHPP-E	80.00	1,057.44	264.36	0.00	0.00	0.00	0.00	0.00	1,321.80	12/17/2018	H.003511.3	I-49 NORTH (MARTIN LUTHER KING, JR DRIVE
NHPP-E	80.00	5,635.94	1,408.98	0.00	0.00	0.00	0.00	0.00	7,044.92	1/24/2019	H.003511.3	I-49 NORTH (MARTIN LUTHER KING, JR DRIVE
NHPP-E	80.00	224.39	56.10	0.00	0.00	0.00	0.00	0.00	280.49	3/8/2019	H.003511.3	I-49 NORTH (MARTIN LUTHER KING, JR DRIVE
NHPP-E	80.00	1,308.94	327.24	0.00	0.00	0.00	0.00	0.00	1,636.18	3/20/2019	H.003511.3	I-49 NORTH (MARTIN LUTHER KING, JR DRIVE
NHPP-E	80.00	19,634.16	4,908.54	0.00	0.00	0.00	0.00	0.00	24,542.70	9/10/2019	H.003511.3	I-49 NORTH (MARTIN LUTHER KING, JR DRIVE
NHPP-E	80.00	9,311.10	2,327.78	0.00	0.00	0.00	0.00	0.00	11,638.88	9/25/2019	H.003511.3	I-49 NORTH (MARTIN LUTHER KING, JR DRIVE
NHPP-E	80.00	3,552.85	888.21	0.00	0.00	0.00	0.00	0.00	4,441.06	10/16/2018	H.003511.3	I-49 NORTH (MARTIN LUTHER KING, JR DRIVE
NHPP-E	80.00	261.79	65.45	0.00	0.00	0.00	0.00	0.00	327.24	11/14/2018	H.003511.3	I-49 NORTH (MARTIN LUTHER KING, JR DRIVE

Funding Source	% Fed Share	Federal Funds Amount	State Funds Amount	Converted Funds Amount	Local Funds Amount	Advance Construction Funds	Flex Match Amount	Other Funds	Total All Funds	FHWA Trans Date	Project Number/Phase	Project Description
NHPP-E	80.00	322,177.27	80,544.32	0.00	0.00	0.00	0.00	0.00	402,721.59	7/18/2019	H.011111.6	I-49 NORTH, SEGMENT K - PHASE 2
NHPP-E	80.00	25,628.93	6,407.23	0.00	0.00	0.00	0.00	0.00	32,036.16	8/1/2019	H.011111.6	I-49 NORTH, SEGMENT K - PHASE 2
NHPP-E	80.00	15,012.51	3,753.13	0.00	0.00	0.00	0.00	0.00	18,765.64	8/8/2019	H.011111.6	I-49 NORTH, SEGMENT K - PHASE 2
NHPP-E	80.00	11,123.41	2,780.85	0.00	0.00	0.00	0.00	0.00	13,904.26	8/21/2019	H.011111.6	I-49 NORTH, SEGMENT K - PHASE 2
NHPP-E	80.00	173,217.90	43,304.47	0.00	0.00	0.00	0.00	0.00	216,522.37	9/3/2019	H.011111.6	I-49 NORTH, SEGMENT K - PHASE 2
NHPP-E	80.00	10,833.19	2,708.30	0.00	0.00	0.00	0.00	0.00	13,541.49	9/5/2019	H.011111.6	I-49 NORTH, SEGMENT K - PHASE 2
NHPP-E	80.00	8,247.37	2,061.84	0.00	0.00	0.00	0.00	0.00	10,309.21	9/25/2019	H.011111.6	I-49 NORTH, SEGMENT K - PHASE 2
NHPP-E	90.00	28,670.62	3,185.62	0.00	0.00	0.00	0.00	0.00	31,856.24	9/4/2019	H.011449.6	GREENWOOD REST AREA RENOVATIONS
NHPP-E	90.00	14,852.80	1,650.31	0.00	0.00	0.00	0.00	0.00	16,503.11	8/1/2019	H.011449.6	GREENWOOD REST AREA RENOVATIONS
TOTAL		13,848,709.47	2,715,381.11	0.00	0.00	0.00	0.00	274,313.00	16,838,403.58			
NHS	80.00	0.00	-4,316,541.18	0.00	0.00	-17,266,164.86	0.00	0.00	-21,582,706.04	9/23/2019	H.003499.6	I-49 NORTH (LA 530 - LA 170) SEG F
NHS	80.00	0.00	0.00	0.00	0.00	-12,934,779.26	0.00	0.00	-12,934,779.26	5/29/2019	H.003500.6	I-49 NORTH (LA 170 - US 71) SEG E
NHS	80.00	-10,564.49	-2,641.12	0.00	0.00	0.00	0.00	0.00	-13,205.61	5/29/2019	H.003500.6	I-49 NORTH (LA 170 - US 71) SEG E
NHS	80.00	0.00	0.00	0.00	0.00	-6,062,209.07	0.00	0.00	-6,062,209.07	5/29/2019	H.003500.6	I-49 NORTH (LA 170 - US 71) SEG E
TOTAL		-10,564.49	-4,319,182.30	0.00	0.00	-36,263,153.19	0.00	0.00	-40,592,899.98			
RAIL HE	100.00	211,691.51	0.00	0.00	0.00	0.00	0.00	0.00	211,691.51	1/15/2019	H.009399.6	KCS (VIVIAN)
RAIL HE	100.00	-225,115.37	0.00	0.00	0.00	0.00	0.00	0.00	-225,115.37	8/19/2019	H.009399.6	KCS (VIVIAN)
RAIL HE	90.00	0.00	1,854.00	0.00	0.00	0.00	0.00	0.00	1,854.00	3/11/2019	H.971640.1	KCS (OIL CITY)
RAIL HE	90.00	-1,866.66	-207.41	0.00	0.00	0.00	0.00	0.00	-2,074.07	3/20/2019	H.971640.1	KCS (OIL CITY)
TOTAL		-15,290.52	1,646.59	0.00	0.00	0.00	0.00	0.00	-13,643.93			
RAIL PD	90.00	8,449.67	938.85	0.00	0.00	0.00	0.00	0.00	9,388.52	4/8/2019	H.010686.6	LA 169: KCS RR XING (CADD0)

Funding Source	% Fed Share	Federal Funds Amount	State Funds Amount	Converted Funds Amount	Local Funds Amount	Advance Construction Funds	Flex Match Amount	Other Funds	Total All Funds	FHWA Trans Date	Project Number/Phase	Project Description
RAIL PD	90.00	181,894.60	2,917.36	0.00	17,293.16	0.00	0.00	0.00	202,105.12	5/23/2019	H.011028.6	UP SEVERAL RR XINGS (CADD0)
RAIL PD	100.00	0.00	0.00	0.00	24,696.58	0.00	0.00	0.00	24,696.58	5/23/2019	H.011028.6	UP SEVERAL RR XINGS (CADD0)
RAIL PD	100.00	-1,484.01	0.00	573,039.66	0.00	-573,039.66	0.00	0.00	-574,523.67	4/4/2019	H.012356.6	ELLERBE & YEARWOOD: UP RR XINGS (CADD0)
RAIL PD	100.00	-38,376.90	0.00	0.00	0.00	0.00	0.00	0.00	-38,376.90	5/8/2019	H.012356.6	ELLERBE & YEARWOOD: UP RR XINGS (CADD0)
TOTAL		150,483.36	3,856.21	573,039.66	41,989.74	-573,039.66	0.00	0.00	-376,710.35			
RCAF	80.00	4,739.42	1,184.86	0.00	0.00	0.00	0.00	0.00	5,924.28	10/10/2018	H.001623.5	CREEK BRIDGE & IRISH BAYOU BRIDGE
RCAF	80.00	569.62	142.41	0.00	0.00	0.00	0.00	0.00	712.03	6/25/2019	H.001623.5	CREEK BRIDGE & IRISH BAYOU BRIDGE
RCAF	80.00	5,123.47	1,280.87	0.00	0.00	0.00	0.00	0.00	6,404.34	10/16/2018	H.001661.5	BLACK BAYOU BRIDGE
RCAF	80.00	13,969.81	3,492.45	0.00	0.00	0.00	0.00	0.00	17,462.26	4/23/2019	H.001661.5	BLACK BAYOU BRIDGE
RCAF	80.00	5,858.26	1,464.57	0.00	0.00	0.00	0.00	0.00	7,322.83	4/3/2019	H.001661.5	BLACK BAYOU BRIDGE
RCAF	80.00	10,784.13	2,696.03	0.00	0.00	0.00	0.00	0.00	13,480.16	1/23/2019	H.001661.5	BLACK BAYOU BRIDGE
RCAF	80.00	9,276.20	2,319.05	0.00	0.00	0.00	0.00	0.00	11,595.25	1/2/2019	H.001661.5	BLACK BAYOU BRIDGE
RCAF	80.00	-58,691.11	-14,672.78	0.00	0.00	0.00	0.00	0.00	-73,363.89	12/27/2018	H.003499.6	I-49 NORTH (LA 530 - LA 170) SEG F
RCAF	80.00	9,020.26	2,255.06	0.00	0.00	0.00	0.00	0.00	11,275.32	10/26/2018	H.003502.6	I-49 NORTH (LA 2 TO PARISH RD) SEG C
TOTAL		650.06	162.52	0.00	0.00	0.00	0.00	0.00	812.58			
RTP	80.00	-8,547.53	-101.76	0.00	-3,034.46	0.00	0.00	0.00	-11,683.75	10/16/2018	H.010879.6	AMERICAN ROSE CENTER TRAIL RESTORATION
RTP	80.00	85,854.96	1,022.08	0.00	20,441.66	0.00	0.00	0.00	107,318.70	2/19/2019	H.010879.6	AMERICAN ROSE CENTER TRAIL RESTORATION
TOTAL		77,307.43	920.32	0.00	17,407.20	0.00	0.00	0.00	95,634.95			
TOTAL	100.00	-2,446.13	0.00	0.00	0.00	0.00	0.00	0.00	-2,446.13	12/14/2018	H.009279.6	NLCOG, SHREVEPORT SRTS PROJECT
STP FLEX	80.00	280.49	70.12	0.00	0.00	0.00	0.00	0.00	350.61	10/22/2018	H.001162.3	JCT. LA. 173-JCT. LA. 169
STP FLEX	80.00	-12.36	-3.09	0.00	0.00	0.00	0.00	0.00	-15.45	4/15/2019	H.001162.3	JCT. LA. 173-JCT. LA. 169

Funding Source	% Fed Share	Federal Funds Amount	State Funds Amount	Converted Funds Amount	Local Funds Amount	Advance Construction Funds	Flex Match Amount	Other Funds	Total All Funds	FHWA Trans Date	Project Number/Phase	Project Description
STP FLEX	80.00	6,987.18	1,746.79	0.00	0.00	0.00	0.00	0.00	8,733.97	10/30/2018	H.001166.5	CADDO LAKE BRIDGE (HBI)
STP FLEX	80.00	9,567.45	2,391.86	0.00	0.00	0.00	0.00	0.00	11,959.31	12/17/2018	H.001166.5	CADDO LAKE BRIDGE (HBI)
STP FLEX	80.00	343,155.56	85,788.89	0.00	0.00	0.00	0.00	0.00	428,944.45	3/18/2019	H.001166.5	CADDO LAKE BRIDGE (HBI)
STP FLEX	80.00	37,393.23	9,348.31	0.00	0.00	0.00	0.00	0.00	46,741.54	5/28/2019	H.001661.2	BLACK BAYOU BRIDGE
STP FLEX	80.00	1,042,480.40	260,620.10	0.00	0.00	0.00	0.00	0.00	1,303,100.50	7/3/2019	H.001661.3	BLACK BAYOU BRIDGE
STP FLEX	80.00	121,544.80	30,386.20	0.00	0.00	0.00	0.00	0.00	151,931.00	9/12/2019	H.001661.4	BLACK BAYOU BRIDGE
STP FLEX	80.00	120,423.52	30,105.89	0.00	0.00	0.00	0.00	0.00	150,529.41	5/28/2019	H.001661.5	BLACK BAYOU BRIDGE
STP FLEX	80.00	42,500.80	10,625.20	0.00	0.00	0.00	0.00	0.00	53,126.00	5/28/2019	H.001661.5	BLACK BAYOU BRIDGE
STP FLEX	80.00	-584,563.74	-146,140.94	0.00	0.00	0.00	0.00	0.00	-730,704.68	5/29/2019	H.003500.6	I-49 NORTH (LA 170 - US 71) SEG E
STP FLEX	100.00	-11,347.65	0.00	0.00	0.00	0.00	0.00	0.00	-11,347.65	5/13/2019	H.010300.6	US 80: JCT JEFFERSON PAIGE RD- HEARNE RD
STP FLEX	80.00	44,474.18	11,118.54	0.00	0.00	0.00	0.00	0.00	55,592.72	10/26/2018	H.012005.1	US80: KCS RR OVERPASS (HBI)
STP FLEX	80.00	-89,690.16	-22,422.54	0.00	0.00	0.00	0.00	0.00	-112,112.70	12/12/2018	H.012101.6	LA 530: LA 1 TO LA 538
STP FLEX	80.00	-0.72	-0.18	0.00	0.00	0.00	0.00	0.00	-0.90	7/8/2019	H.012101.6	LA 530: LA 1 TO LA 538
STP FLEX	80.00	202,621.93	50,655.48	0.00	0.00	0.00	0.00	0.00	253,277.41	12/6/2018	H.012944.6	LA 175: DESOTO PL TO LA 1
STP FLEX	80.00	21,002.87	5,250.72	0.00	0.00	0.00	0.00	0.00	26,253.59	1/24/2019	H.012944.6	LA 175: DESOTO PL TO LA 1
STP FLEX	80.00	86,670.79	21,667.70	0.00	0.00	0.00	0.00	0.00	108,338.49	5/20/2019	H.012944.6	LA 175: DESOTO PL TO LA 1
STP FLEX	80.00	13,964.46	3,491.12	0.00	0.00	0.00	0.00	0.00	17,455.58	9/4/2019	H.012944.6	LA 175: DESOTO PL TO LA 1
STP FLEX	80.00	514,683.89	128,670.97	0.00	0.00	0.00	0.00	0.00	643,354.86	6/5/2019	H.012979.6	LA 169: LONGWOOD TO MOORINGSPORT
STP FLEX	80.00	47,574.50	11,893.63	0.00	0.00	0.00	0.00	0.00	59,468.13	10/26/2018	H.013034.1	US 80: I-20 INTERCHANGE (GREENWOOD)
STP FLEX	80.00	1,800,093.71	450,023.43	0.00	0.00	0.00	0.00	0.00	2,250,117.14	5/9/2019	H.013253.6	US 79/US 80: TEXAS STATE LINE - JCT US 80
TOTAL		3,769,805.13	945,288.20	0.00	0.00	0.00	0.00	0.00	4,715,093.33			

Funding Source	% Fed Share	Federal Funds Amount	State Funds Amount	Converted Funds Amount	Local Funds Amount	Advance Construction Funds	Flex Match Amount	Other Funds	Total All Funds	FHWA Trans Date	Project Number/Phase	Project Description
STP<5K	80.00	-461.75	-115.44	0.00	0.00	0.00	0.00	0.00	-577.19	3/28/2019	H.009913.6	DISTRICTWIDE ASPHALTIC SURFACE TREATMENT
STP<5K	80.00	-1.52	-0.38	0.00	0.00	0.00	0.00	0.00	-1.90	6/4/2019	H.009913.6	DISTRICTWIDE ASPHALTIC SURFACE TREATMENT
TOTAL		-463.27	-115.82	0.00	0.00	0.00	0.00	0.00	-579.09			
STP>200K	80.00	9,556.48	2,915.02	0.00	-525.90	0.00	0.00	0.00	11,945.60	10/10/2018	H.002856.3	INTERSECTION IMPROVEMENTS YOUREE DRIVE
STP>200K	80.00	-8,857.33	-104.80	0.00	-2,109.53	0.00	0.00	0.00	-11,071.66	12/20/2018	H.002856.3	INTERSECTION IMPROVEMENTS YOUREE DRIVE
STP>200K	80.00	-26,049.99	0.00	0.00	-6,512.49	0.00	0.00	0.00	-32,562.48	10/23/2018	H.972059.1	SHREVEPORT MPO TRANSPORTATION PL UPDATE
TOTAL		-25,350.84	2,810.22	0.00	-9,147.92	0.00	0.00	0.00	-31,688.54			
GRAND TOTAL		\$26,584,427.42	\$-627,546.50	\$573,039.66	\$70,149.35	\$36,836,192.85	\$-3,456.75	\$274,313.00	\$-10,534,849.58			

*Annual Listing of Federally Obligated Projects for Fiscal Year 2019 (Transit)*

PROJECT NUMBER	PROJECT NAME	DESCRIPTION	TOTAL COST	FEDERAL SHARE	LOCAL SHARE
5307-2019-01	PREVENTIVE MAINTENANCE	OPERATIONS	\$3,542,500.00	\$2,834,000.00	\$708,500.00
5307-2019-02	ADA PARATRANSIT SERVICE	OPERATIONS	\$422,500.00	\$338,000.00	\$84,500.00
5307-2019-03	CONSTRUCT ENHANCED ADA	CAPITAL	\$240,072.56	\$41,600.00	\$40,400.00
5307-2019-04	SUPPORT EQUIPMENT AND SERVICE VEHICLES	CAPITAL	\$550,588.48	\$192,057.84	\$48,014.72
5307-2019-05	BUS ROLLING STOCK	CAPITAL	\$218,400.00	\$468,000.00	\$52,588.48
5307-2019-06	TRANSIT AMENITIES	OPERATIONS	\$54,472.00	\$174,720.00	\$43,680.00
5307-2019-07	ACCESS/MOBILITY	OPERATIONS	\$5,080,533.04	\$54,472.00	\$0.00
<b>SECTION 5307 TOTAL</b>			<b>\$5,080,533.04</b>	<b>\$4,102,849.84</b>	<b>\$977,683.20</b>
5339-2019-02	ELECTRIC BUS PURCHASE	CAPITAL	\$1,755,825.00	\$1,500,000.00	\$255,825.00
5339-2019-03	CUTAWAY PURCHASE	CAPITAL	\$2,058,810.00	\$1,750,000.00	\$308,810.00
<b>SECTION 5339</b>			<b>\$3,814,635.00</b>	<b>\$3,250,000.00</b>	<b>\$564,635.00</b>
<b>GRAND TOTAL</b>			<b>\$8,895,168.04</b>	<b>\$7,352,849.84</b>	<b>\$1,542,318.20</b>

The Northwest Louisiana Council of Governments is an intergovernmental association of local governments established to assist in planning for common needs, cooperating for the mutual benefit, and coordinating for sound regional development. NLCOG's purpose is to strengthen both the individual and collective power of local governments and to help them recognize regional opportunities, eliminate unnecessary duplication, and make joint decisions for the benefit of the entire Northwest Louisiana community. This is achieved by developing and implementing constructive and workable policies and programs for solving area-wide problems. These issues include, but are not limited to, matters affecting transportation, economic, health, safety, welfare, education, and regional development issues.

NLCOG is funded by a variety of funding sources including federal grants from the U. S. Department of Transportation's Federal Highway Administration, and Federal Transit Administration, the Louisiana Department of Transportation and Development, as well as by NLCOG's local member governments.

P 318-841-5950

F 318-841-5952

625 Texas Street, Suite 200

Shreveport, LA 71101

[www.nlcog.org](http://www.nlcog.org)

[www.nlcoglistens.com](http://www.nlcoglistens.com)

