

**Annual Listing of  
Federally Obligated  
Projects**

**Fiscal Year 2015**

### *Disclaimer*

The preparation of this document was financed through grants from and disseminated under the sponsorship of the Federal Highway Administration, the Louisiana Department of Transportation and Development, and the Northwest Louisiana Council of Governments. The United States Government and the State of Louisiana assume no liability for its contents or use thereof.

### *Non-Discrimination Statement*

The Northwest Louisiana Council of Governments (NLCOG) complies with the Americans with Disabilities Act of 1990, Section 504 of the Rehabilitation Act of 1973, Title VI of the Civil Rights Act of 1964, and other federal equal opportunity laws and, therefore, does not discriminate on the basis of race, sex, color, age, national origin, religion or disability; in admission to, access to, treatment in or operations of its programs, services, or activities. NLCOG does not discriminate in its hiring or employment practices.

Questions, concerns, complaints, or requests for additional information regarding the non-discrimination policies may be directed to the designated Title VI, ADA and Section 504 Compliance Coordinator:

Lisa M. Frazier  
Public Involvement Coordinator  
(318) 841-5950 (voice)  
[lisa.frazier@nlcog.org](mailto:lisa.frazier@nlcog.org)  
625 Texas Street, Suite 200  
Shreveport, LA 71101

## Purpose of this Report

The Safe, Accountable, Flexible, Efficient Transportation Equity Act: a Legacy for Users (SAFETEA-LU) (23 CFR part 450 AND CFR part 613), enacted by Congress on July 29, 2005, and carried over in the “Moving Ahead for Progress in the 21<sup>st</sup> Century” (MAP-21) (23 CFR Section 134(j)(7)(B) transportation legislation enacted by Congress on July 6, 2012, states:

“(i) An annual listing of projects, including investments in pedestrian walkways and bicycle transportation facilities, for which Federal funds have been obligated in the preceding year shall be published or otherwise made available by the cooperative effort of the State, transit operator and metropolitan planning organization for public review. (ii) The listing shall be consistent with the categories identified in the TIP.”<sup>1</sup>

The Northwest Louisiana Council of Governments (NLCOG) responds to the directive through this report. It lists all transportation projects in Northwest Louisiana that were obligated during NLCOG’s fiscal year 2015 (July 1, 2014 – June 30, 2015). The Federal Highway Administration (FHWA) defines obligation as the federal government’s legal commitment (promise) to pay or reimburse the states or other entities for the federal share of a project’s eligible costs<sup>2</sup>. Thus, an obligated project is one that has been approved by the federal government for reimbursement, though not necessarily reimbursed yet. Obligated projects were not necessarily initiated or completed in this year. The obligated project cost reflected in this report also may not equal final project cost.

## Background

NLCOG is the Metropolitan Planning Organization (MPO) for the Shreveport – Bossier urbanized area. Every metropolitan area with a population of more than 50,000 persons has a designated MPO in order to qualify for federal highway and transit funding. NLCOG, acting in its capacity as the MPO, has responsibility for planning, programming, and coordinating federal-aid transportation investments within the Shreveport – Bossier urbanized area.

The United States Department of Transportation relies on the MPO to ensure that highway and transit projects that use federal funds are products of a credible planning process and meet local priorities. Transportation legislation – including the Intermodal Surface Transportation Efficiency Act of 1991 (ISTEA), the Transportation Equity Act for the 21<sup>st</sup> Century (TEA-21), and the Safe, Accountable, Flexible, Efficient Transportation Equity Act: A legacy for Users (SAFETEA-LU) and the most recent transportation

---

<sup>1</sup> Title VI, Section 6001 (j)(7)(B)

<sup>2</sup> Financing Federal Aid Highways Glossary. <http://www.fhwa.dot.gov/reports/fifahwy/ffahappa.htm>. May 10, 2011.

authorization Moving Ahead for Progress in the 21st Century (MAP-21) – strengthened the role MPOs play in rationally developed transportation programs. As the MPO, NLCOG is statutorily mandated to assess the transportation needs and deficiencies of the region with direction from public officials; citizens; modal representatives; and federal, state and local planning departments.

The MPO Transportation Policy Committee (“committee”) membership consists of the administrators from Bossier and Caddo Parishes; the mayors of the cities of Bossier City and Shreveport; the executive director of the Port of Caddo – Bossier, the executive directors of the Metropolitan Planning Commissions of Bossier and Shreveport; the general manager of the local public transit agency and the District IV administrator of LaDOTD. The committee wields final decision-making. Non-voting members include FHWA and FTA. NLCOG represents the perspectives of its local government members, while coordinating its planning efforts with the Louisiana Department of Transportation (LaDOTD), the Federal Transit Administration (FTA) and the Federal Highway Administration (FHWA).

NLCOG is assisted in its planning and programming efforts by a Technical Advisory Committee (TAC) that is comprised of public works directors, planning directors, and transit operators. The TAC meets as-needed to review proposed amendments to the Transportation Improvement Program (TIP). Working groups and ad hoc groups are also created and appointed, as needed.

### *Regional Transportation Plan*

NLCOG develops a minimum 20-year regional long range transportation plan (LRTP) describing the transportation needs and goals for the region. It is the chief legal document reflecting the resources, the fundamental planning process, and the selection of projects for the region. The LRTP includes the needed transportation system and the fiscally-constrained LRTP. The fiscally-constrained LRTP, required by federal law, identifies the multimodal transportation system that can be achieved over a minimum 20-year planning horizon with the “reasonably available” financial resources over that time. Federal law requires NLCOG to update the plan every five years. NLCOG commenced a multi-modal update to the region’s plan during Fiscal Year 2014.

The LRTP incorporates policy considerations and related long-term impacts. Analysis of land use changes, population growth and density patterns, economic development and commercial and residential zoning help identify and rank projects. All regionally significant projects are identified in the plan regardless of their funding source; and, in many cases, projects are funded with combinations of state, federal, and local funds.

### *Transportation Improvement Program*

A Transportation Improvement Program (TIP) is a prioritized, financially-constrained multi-year program for implementation of federally-funded transportation improvement projects in a designated MPO region. The TIP serves as a planning tool to ensure the most effective use of limited funding for transportation improvements. The TIP includes the adopted list of public transit, roadway, bicycle, pedestrian, and air quality projects that will receive federal transportation funds in the near future. A transportation improvement is not eligible for federal funding unless it is documented within the TIP. The TIP also includes the projects in Northwest Louisiana that are intended to only use state funds. The TIP implements the fiscally-constrained LRTP. NLCOG's TIP covers a three-year period, though specific projects and their funding levels are usually identified for the first three or four-year period.

The 2015-2018 TIP was adopted on November 21, 2014, and has been amended regularly since adoption. The projects in this report are from the 2015-2018 TIP. The 2015-2018 TIP defines the projects eligible for federal funding in FY2015, which covers the period from July 1, 2014 to June 30, 2015.

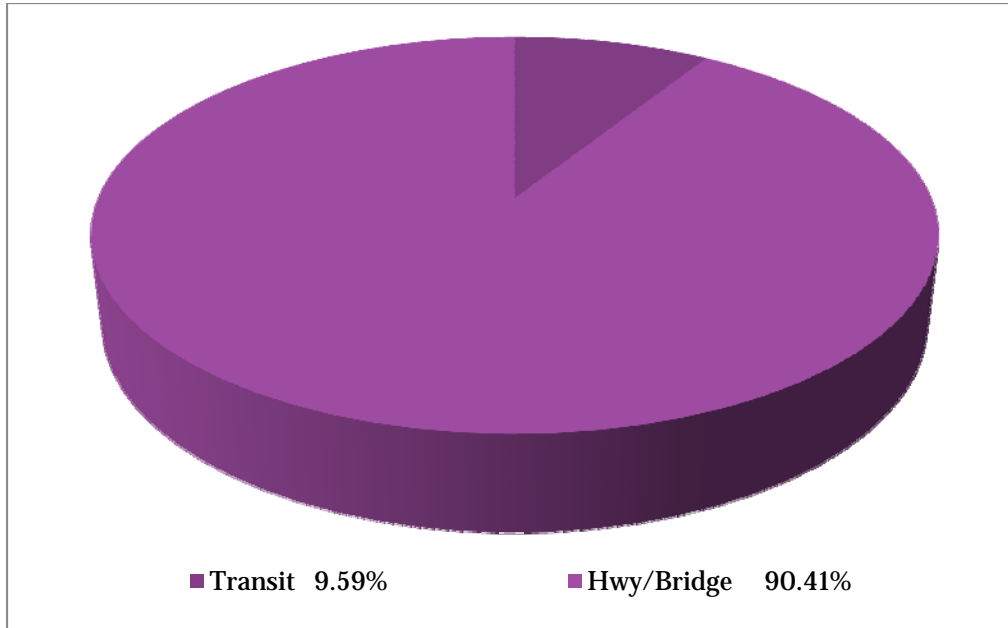
### *Public Involvement*

NLCOG aims to proactively engage the public in the regional transportation planning process and embraces federal requirements that MPOs provide the public with complete information, timely public notice, full public access to key decisions, and early and continuing involvement in developing the LRTP, TIP, and other products. NLCOG's public involvement strategies include presenting information and educating the public, continually soliciting public input, helping information flow between the public and decision makers, and considering and responding to public concerns.

## Summary of Projects

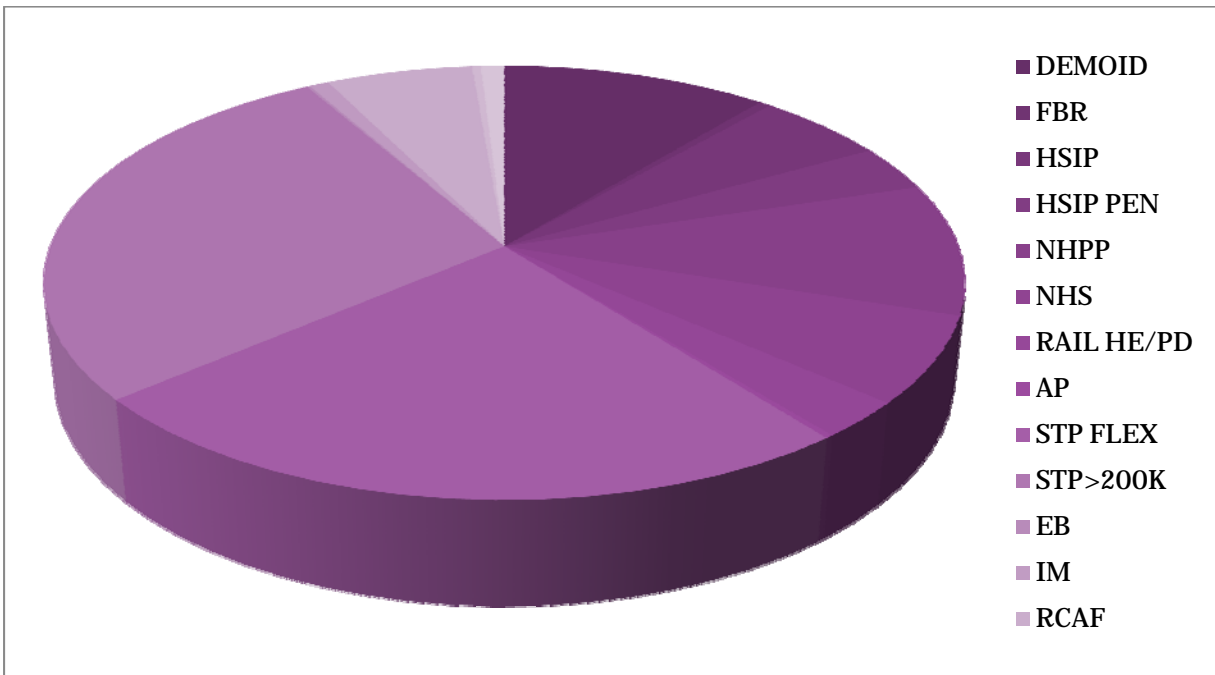
In FY 2015, more than 70 projects were scheduled for a total federal cost of \$36,476,471.17. Of this total, \$32,976,471.17 (90.41%) was for highway/bridge projects and \$3,500,000.00 (9.59%) was for transit projects. The chart below illustrates these percentages:

*FY 2015 Federally Obligated Projects Summary*



The largest percentage of highway/bridge funds (28.83% total) obligated was the STP>200K funding stream which is money used within the metropolitan area to fund roadway reconstruction, rehabilitation, traffic operational improvements, bicycle / pedestrian facilities, and studies. This program spent a total of \$7,990,308.01. The Surface Transportation Program (STP FLEX) category of funding followed with 25.09%. The \$7,135,863.71 in funds was used to fund roadway reconstruction, Intelligent Transportation System (ITS) projects, or bridge or interchange work. In the chart below, the funding by category is illustrated with corresponding percentage of funding. Negative numbers indicate money that was de-obligated. In some cases, it was money that the LaDOTD advanced construction with state funds and now the state funds are removed and federal funds added.

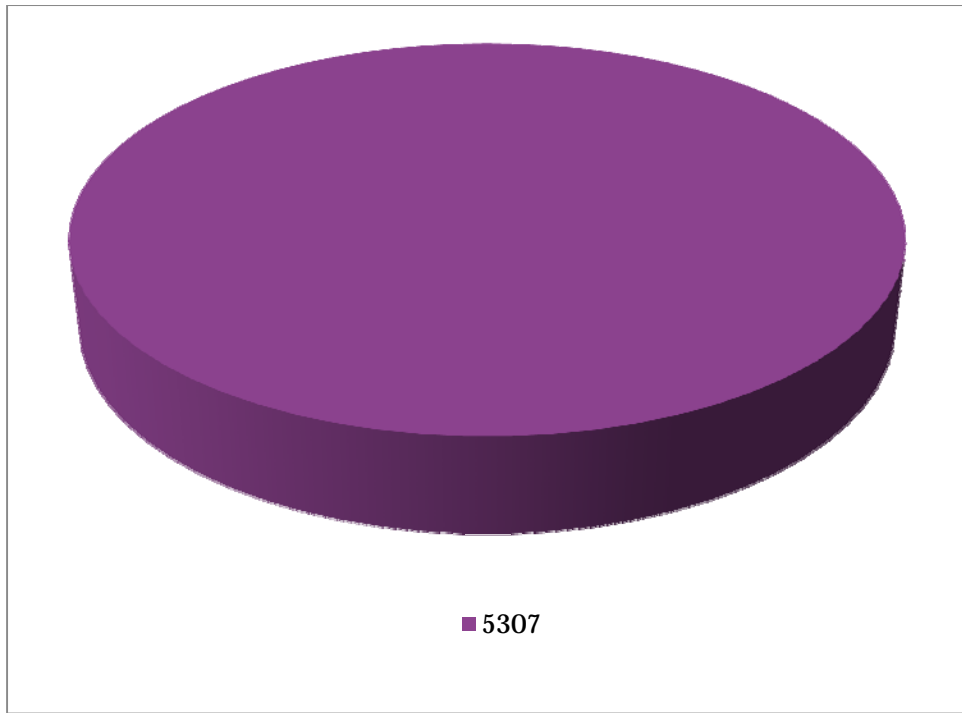
FY 2015 Federally Obligated Highway/Bridge Projects by Funding Category



Prefix	Total Federal Funds	Total All Funds	Percentage of Federal Funds
DEMOID	\$2,360,221.43	3,920,816.32	11.32%
FBR	\$138,911.00	\$168,372.73	0.49%
HSIP	\$1,750,927.70	\$1,921,555.76	5.55%
HSIP PEN	\$186,829.79	\$1,222,228.28	3.53%
NHPP	\$10,301,237.53	\$3,510,896.84	10.13%
NHS	\$1,841,535.07	\$2,301,918.83	6.64%
RAIL HE/PD	-\$219,966.44	\$968,812.47	2.80%
AP	-\$90,000.00	-\$90,000.00	-0.26%
STP FLEX	\$7,135,863.71	\$8,691,587.89	25.09%
STP > 200K	\$7,990,308.01	\$9,987,885.01	28.83%
EB	\$36,196.61	\$45,245.76	0.13%
IM	-\$261,984.67	-\$291,094.08	-0.84%
RCAF	\$1,729,865.67	\$2,162,178.20	6.24%
RTP	\$79,751.20	\$127,582.00	0.37%
STP ENH	-\$3,225.44	-\$3,395.20	-0.01%
<b>Total</b>	<b>\$32,976,471.17</b>	<b>\$34,644,590.81</b>	<b>100.00%</b>

The largest percentage of transit funds (100% total) obligated was the FTA Section 5307 Capital Budget category of funding. These funds were used for administration, operations, planning, and capital improvements. The chart below illustrates these percentages:

*FY 2015 Federally Obligated Transit Projects by FTA Funding Category*



Prefix	Total Federal Funds	Total All Funds	Percentage of Funds
Section 5307	\$3,500,000	\$4,345,588	100.00%
<i>Total</i>	<i>\$3,500,000</i>	<i>\$4,345,588</i>	<i>100.00%</i>



## Obligation Report

This report is organized by project phase for highway/bridge projects and funding category for transit projects. The TIP identification (ID), project name, description, funding source and the total obligation amount are shown for each project. The TIP ID is a unique number given to each project selected for inclusion into the NLCOG TIP. A brief description of each project is provided. The obligation is the federal share for that particular TIP project in the federal fiscal year. The obligation amounts for each of the projects are added up to show the total obligation by project phase.

While federal funding is included in this report, local or state funds are also reported in most cases. In FY2013, federal funding was distributed through the following funding categories:

- **Federal Bridge Replacement On/Off System (FBR)** are federal funds used for the replacement, rehabilitation or widening of any federal aid facility on- or off-system.
- **Surface Transportation Program (STP >200K)** is used within the metropolitan area to fund roadway reconstruction, rehabilitation, traffic operational improvements, bicycle / pedestrian facilities, and studies.
- **Surface Transportation Program (STP FLEX)** is a flexible funding category that is used to fund roadway reconstruction, Intelligent Transportation System (ITS) projects, or bridge / interchange work.
- **Surface Transportation Program Transportation Enhancements (STP ENH)** is flexible funding that may be used by states and localities for projects to preserve and improve the conditions and performance on any Federal-aid highway, bridge and tunnel projects on any public road, pedestrian and bicycle infrastructure, and transit capital projects, including intercity bus terminals..
- **STP Rail Hazard Elimination and Highway Crossings Protective Devices (RAIL HE/PD)** are safety set aside funds that provide programs to reduce the number and severity of crashes at public highway-rail grade crossings (Section 130) and correct or improve hazardous locations, sections, and elements on any public road, public surface transportation facility, or public bike/ped path or trail.
- **Interstate Maintenance (IM)** provides funding for resurfacing, restoring, rehabilitation and reconstructing most route on the Interstate System.
- **National Highway System (NHS)** funds improvements to the dynamic roadway system that can change in response to future travel and trade demands which includes the interstate system, as well as other roads important to the nation's economy, defense and mobility.
- **Highway Safety Improvement Program (HSIP)** provides funding to achieve a significant reduction in traffic fatalities and serious injuries on all public roads through the implementation of infrastructure-related highway safety improvements.

- **Recreational Trails Program (RTP)** provides funds to the States to develop and maintain recreational trails and trail-related facilities for both non-motorized and motorized recreational trail uses.
- **Equitable Bonus (EB)** provides funding to states based on equity considerations. These include a minimum rate of return on contributions to the Highway Account of the Highway Trust Fund, and a minimum increase relative to the average dollar amount of apportionments under TEA-21.
- **Demonstration Projects (DEMO)** funding refers to line items, for each individual project, within the past transportation authorizations (i.e. ISTEA, TEA-21, SAFETEA-LU, but not MAP-21) that explicitly devotes funding to the line item project utilizing funds from any number of programs (i.e. STP, HSIP, IM, etc.) sources.
- **National Highway Performance Program (NHPP)** supports the condition and performance of the NHS; provides support for the construction of new facilities on the NHS; and ensures that investments of federal-aid funds in highway construction are directed to support progress toward the achievement of performance targets established in a state's asset management plan for the NHS.
- **FTA Section 5307** funds are used for capital, operating assistance, preventive maintenance and planning purposes for mass transportation improvements in urbanized areas.
- **FTA Section 5316 Job Access and Reverse Commute (JARC)** grants fund projects and activities that create or enhance transportation services designed to connect low-income individuals to jobs or other employment related activities. JARC grants also support reverse commute projects. Activities funded by JARC must derive from the regional Coordinated Human Services Transportation Plan.
- **FTA Section 5317 New Freedom** grants fund projects that create or enhance public transportation services and remove barriers for the disabled. New Freedom projects must be new (i.e., non-operational and/or unfunded prior to 2005) and must exceed the current requirements of the Americans with Disabilities Act of 1990. Activities funded by New Freedom must derive from the regional Coordinated Human Services Transportation Plan.
- **FTA Section 5339** funds provide capital funding to replace, rehabilitate and purchase buses and related equipment and to construct bus-related facilities.

Some projects include a mixture of different TIP funding categories, and thus one project line under one funding source does not necessarily equal the total obligated funding for that project. The tables below are based on records obtained from LaDOTD, FHWA, and FTA, as NLCOG does not directly participate in the obligation process.

## Technical Terms

Various tables, figures, and project tracking sheets within this report include the following technical terms to describe and aid in understanding the projects.

- **Project numbers** given by the LaDOTD as the state transportation project number.
- **Project Description** shows the general project name with a brief description often referenced by a local street, road or highway.
- **Phase** refers to what phase the project is in. All improvements are implemented through a phased or staged process.
- **Total cost** shows the total cost for the project's given phase.
- **Federal funds** are the federal share from the federal government to complete the project (obligation).
- **Funding source** refers to the category of funding source for the primary source of funds.
- **Percent of federal share** refers to the funding split of federal to local/state funds. For examples, 80% means the federal share is 80% of the project cost and local/state funds make up the remaining 20%.
- **Converted/advance construction funds** refer to funds the state of Louisiana advanced in place of federal funds for that phase. Negative numbers is money that was de-obligated. In some cases, it is money that the state advanced construction with state funds and now the state funds are removed and the federal funds are added.
- **Authorization date/transaction date** are the dates the transactions are entered into the system.

Annual Listing of Federally Obligated Projects for Fiscal Year 2014 (Highway)

Project Number	Project Description	Funding Source	Percent of Federal Share	FHWA Transaction Date	FHWA Auth Date	Federal Funds Amount	State Funds Amount	Converted Funds Amount	Local Funds Amount	Advance Construction Funds	Other funds	Total of all funds
H.000101.6	U. P. RAILROAD OVERPASS NEAR GREENWOOD	NHPP-E	80.00	7/20/2015	9/17/2012	86,966.44	21,749.11	0.00	0.00	0.00	0.00	108,715.55
H.000397.6	UNION PACIFIC RR O/P NEAR BENTON	RCAF	80.00	4/8/2015	9/17/2012	22,093.26	5,523.32	0.00	0.00	0.00	0.00	27,616.58
H.000397.6	UNION PACIFIC RR O/P NEAR BENTON	EB	80.00	4/8/2015	9/17/2012	87,280.96	21,820.24	0.00	0.00	0.00	0.00	109,101.20
H.000397.6	UNION PACIFIC RR O/P NEAR BENTON	RCAF	80.00	4/8/2015	9/17/2012	78,060.38	19,515.10	0.00	0.00	0.00	0.00	97,575.48
H.000417.6	DOE SLOUGH CANAL BRIDGE	FBR-ON/OFF	80.00	3/26/2015	1/6/2011	-35,261.83	-8,815.46	0.00	0.00	0.00	0.00	-44,077.29
H.001156.3	LA 3 ACCELERATION LANE	HSIP	90.00	3/18/2015	7/9/2013	-162,034.02	-18,003.78	0.00	0.00	0.00	0.00	-180,037.80
H.001156.6	LA 3 ACCELERATION LANE	HSIP	90.00	3/18/2015	9/16/2013	-128,333.62	-14,259.29	0.00	0.00	0.00	0.00	-142,592.91
H.001166.5	CADDO LAKE BRIDGE	STP FLEX	80.00	8/11/2015	8/11/2015	36,274.35	9,068.59	0.00	0.00	0.00	0.00	45,342.94
H.001644.6	BODCAU BAYOU BRIDGE ON LA 2	FBR-ON/OFF	80.00	1/15/2015	5/18/2010	-6,396.05	-1,599.01	0.00	0.00	0.00	0.00	-7,995.06
H.001726.6	CREEK BRIDGE ON LA 173	FBR-ON/OFF	80.00	10/28/2014	6/6/2012	-36,431.93	-9,107.99	0.00	0.00	0.00	0.00	-45,539.92
H.001779.2	JIMMIE DAVIS BRIDGE (LA 511)	NHPP	80.00	12/11/2014	3/7/2013	30,859.47	7,714.87	0.00	0.00	0.00	0.00	38,574.34
H.001795.3	RED CHUTE AND OLD CHANNEL BRIDGES	STP FLEX	80.00	2/25/2015	2/25/2015	194,913.60	48,728.40	0.00	0.00	0.00	0.00	243,642.00
H.001795.4	RED CHUTE AND OLD CHANNEL BRIDGES	STP FLEX	100.00	6/2/2015	6/2/2015	290,050.00	0.00	0.00	0.00	0.00	0.00	290,050.00
H.001795.4	RED CHUTE AND OLD CHANNEL BRIDGES	STP FLEX	80.00	6/2/2015	6/2/2015	167,068.80	41,767.20	0.00	0.00	0.00	0.00	208,836.00
H.001795.5	RED CHUTE AND OLD CHANNEL BRIDGES	RCAF	80.00	7/21/2015	11/21/2011	884.54	221.14	0.00	0.00	0.00	0.00	1,105.68
H.001795.5	RED CHUTE AND OLD CHANNEL BRIDGES	FBR-ON/OFF	80.00	10/30/2014	11/21/2011	20,800.00	5,200.00	0.00	0.00	0.00	0.00	26,000.00
H.001795.5	RED CHUTE AND OLD CHANNEL BRIDGES	FBR-ON/OFF	80.00	2/13/2015	11/21/2011	8,194.28	2,048.57	0.00	0.00	0.00	0.00	10,242.85
H.001795.5	RED CHUTE AND OLD CHANNEL BRIDGES	FBR-ON/OFF	80.00	3/5/2015	11/21/2011	460.64	115.15	0.00	0.00	0.00	0.00	575.79
H.001795.5	RED CHUTE AND OLD CHANNEL BRIDGES	RCAF	80.00	4/9/2015	11/21/2011	20,543.75	5,135.94	0.00	0.00	0.00	0.00	25,679.69
H.001795.5	RED CHUTE AND OLD CHANNEL BRIDGES	RCAF	80.00	4/23/2015	11/21/2011	8,859.18	2,214.79	0.00	0.00	0.00	0.00	11,073.97
H.001795.5	RED CHUTE AND OLD CHANNEL BRIDGES	RCAF	80.00	6/9/2015	11/21/2011	1,221.75	305.44	0.00	0.00	0.00	0.00	1,527.19
H.001795.6	RED CHUTE AND OLD CHANNEL BRIDGES	STP FLEX	80.00	7/9/2015	7/9/2015	3,361,039.46	840,259.86	0.00	0.00	0.00	0.00	4,201,299.32
H.003239.6	I-20: MONKHOUSE - LAKESHORE DRIVE	IM	90.00	2/9/2015	5/16/2012	-67,805.89	-7,533.99	0.00	0.00	0.00	0.00	-75,339.88
H.003240.6	I-20 WB OFF RAMP IMPROV @ PINES RD	HSIP	90.00	2/18/2015	4/16/2012	-3,366.52	-374.06	0.00	0.00	0.00	0.00	-3,740.58
H.003244.6	DIST 04 BRIDGE BRG REHAB & MISC REPAIRS	STP FLEX	80.00	8/10/2015	2/10/2015	0.00	-3,993.88	0.00	0.00	0.00	0.00	-3,993.88
H.003244.6	DIST 04 BRIDGE BRG REHAB & MISC REPAIRS	NHPP-E	90.00	8/10/2015	2/10/2015	365,057.86	40,561.98	0.00	0.00	0.00	0.00	405,619.84
H.003244.6	DIST 04 BRIDGE BRG REHAB & MISC REPAIRS	STP FLEX	80.00	6/12/2015	2/10/2015	381,816.85	99,448.09	0.00	0.00	0.00	0.00	481,264.94
H.003244.6	DIST 04 BRIDGE BRG REHAB & MISC REPAIRS	STP FLEX	80.00	2/10/2015	2/10/2015	1,707,275.44	426,818.86	0.00	0.00	0.00	0.00	2,134,094.30
H.003244.6	DIST 04 BRIDGE BRG REHAB & MISC REPAIRS	NHPP	90.00	2/10/2015	2/10/2015	2,881,027.30	320,114.14	0.00	0.00	0.00	0.00	3,201,141.44
H.003263.5	I-20: OVERPASSES REHAB. (BOSSIER CITY)	EB	80.00	10/15/2014	10/17/2011	4,840.86	1,210.22	0.00	0.00	0.00	0.00	6,051.08
H.003263.5	I-20: OVERPASSES REHAB. (BOSSIER CITY)	EB	80.00	3/10/2015	10/17/2011	118,347.83	29,586.96	0.00	0.00	0.00	0.00	147,934.79
H.003267.6	I-20 @ LA 531 & LA 532	IM	90.00	2/11/2015	9/13/2010	-596.41	-66.27	0.00	0.00	0.00	0.00	-662.68
H.003366.6	I-220 PCCP PATCHING	IM	90.00	1/20/2015	4/25/2012	-193,582.37	-21,509.15	0.00	0.00	0.00	0.00	-215,091.52
H.003495.3	I-49N, SEGMENT K-PHASE 1	DEMOID1302	80.00	8/25/2015	7/12/2011	3.04	0.61	0.00	0.00	0.00	0.00	3.65
H.003495.3	I-49N, SEGMENT K-PHASE 1	DEMOID1702	80.00	8/25/2015	7/12/2011	1,681.19	420.30	0.00	0.00	0.00	0.00	2,101.49
H.003495.3	I-49N, SEGMENT K-PHASE 1	NHS	80.00	8/25/2015	7/12/2011	11,638.71	2,909.68	0.00	0.00	0.00	0.00	14,548.39
H.003495.3	I-49N, SEGMENT K-PHASE 1	NHPP-E	80.00	8/25/2015	7/12/2011	98,055.92	24,513.98	0.00	0.00	0.00	0.00	122,569.90
H.003495.3	I-49N, SEGMENT K-PHASE 1	DEMOID1302	80.00	12/3/2014	7/12/2011	5,332.28	1,333.07	0.00	0.00	0.00	0.00	6,665.35

Project Number	Project Description	Funding Source	Percent of Federal Share	FHWA Transaction Date	FHWA Auth Date	Federal Funds Amount	State Funds Amount	Converted Funds Amount	Local Funds Amount	Advance Construction Funds	Other funds	Total of all funds
H.003495.3	I-49N, SEGMENT K-PHASE 1	DEMOID1302	80.00	1/20/2015	7/12/2011	84,267.72	21,066.93	0.00	0.00	0.00	0.00	105,334.65
H.003495.3	I-49N, SEGMENT K-PHASE 1	DEMOID1302	80.00	10/16/2014	7/12/2011	-3,698,939.13	-924,734.78	0.00	0.00	0.00	0.00	-4,623,673.91
H.003495.3	I-49N, SEGMENT K-PHASE 1	DEMOID1302	80.00	1/20/2015	7/12/2011	103,732.30	25,933.07	0.00	0.00	0.00	0.00	129,665.37
H.003495.3	I-49N, SEGMENT K-PHASE 1	DEMOID1302	80.00	11/19/2014	7/12/2011	10,400.00	2,600.00	0.00	0.00	0.00	0.00	13,000.00
H.003495.3	I-49N, SEGMENT K-PHASE 1	DEMOID1302	80.00	10/16/2014	7/12/2011	-1,499.77	-374.94	0.00	0.00	0.00	-2,174.43	-4,049.14
H.003495.3	I-49N, SEGMENT K-PHASE 1	DEMOID1302	80.00	3/10/2015	7/12/2011	240,000.00	0.00	0.00	0.00	0.00	60,000.00	300,000.00
H.003495.4	I-49N, SEGMENT K-PHASE 1	DEMOID1702	80.00	5/27/2015	9/17/2013	6,724.74	0.00	0.00	0.00	0.00	1,681.19	8,405.93
H.003495.4	I-49N, SEGMENT K-PHASE 1	NHS	80.00	5/27/2015	9/17/2013	1,551,107.61	18,465.57	0.00	0.00	0.00	369,311.34	1,938,884.52
H.003495.4	I-49N, SEGMENT K-PHASE 1	NHS	80.00	5/27/2015	9/17/2013	13,109.88	156.07	0.00	0.00	0.00	3,121.40	16,387.35
H.003495.4	I-49N, SEGMENT K-PHASE 1	NHS	80.00	5/27/2015	9/17/2013	61,071.49	727.04	0.00	0.00	0.00	14,540.83	76,339.36
H.003495.4	I-49N, SEGMENT K-PHASE 1	NHS	80.00	5/27/2015	9/17/2013	147,303.53	1,753.61	0.00	0.00	0.00	35,072.27	184,129.41
H.003495.4	I-49N, SEGMENT K-PHASE 1	NHS	80.00	5/27/2015	9/17/2013	174,332.86	2,075.39	0.00	0.00	0.00	41,507.82	217,916.07
H.003495.4	I-49N, SEGMENT K-PHASE 1	DEMOID1302	80.00	3/10/2015	9/17/2013	-240,000.00	0.00	0.00	0.00	0.00	-60,000.00	-300,000.00
H.003497.6	I-49 NORTH (LA 1 - LA 173) SEG I	DEMOID1302	80.00	10/23/2014	2/23/2010	-1,798,452.75	-449,613.19	0.00	0.00	0.00	0.00	-2,248,065.94
H.003497.6	I-49 NORTH (LA 1 - LA 173) SEG I	DEMOID1702	80.00	10/23/2014	2/23/2010	-769,499.62	-192,374.91	0.00	0.00	0.00	0.00	-961,874.53
H.003497.6	I-49 NORTH (LA 1 - LA 173) SEG I	DEMOID1702	80.00	12/17/2014	2/23/2010	-14,569.13	-3,642.28	0.00	0.00	0.00	0.00	-18,211.41
H.003497.6	I-49 NORTH (LA 1 - LA 173) SEG I	DEMOID1302	80.00	10/23/2014	2/23/2010	-440,825.85	-110,206.46	0.00	0.00	0.00	0.00	-551,032.31
H.003504.2	I-49 NORTH (LA 173-LA 169)	DEMOID1702	80.00	3/26/2015	3/30/2007	-8,405.93	-2,101.48	0.00	0.00	0.00	0.00	-10,507.41
H.003504.3	I-49 NORTH (LA 173-LA 169)	NHS	80.00		3/30/2007	3,621.68	905.42	0.00	0.00	0.00	0.00	4,527.10
H.003504.4	I-49 NORTH (LA 173-LA 169)	NHS	80.00	3/26/2015	3/30/2007	-19,250.02	-4,812.51	0.00	0.00	0.00	0.00	-24,062.53
H.003505.3	I-49 NORTH (LA 530 TO LA 170)	DEMOID1302	80.00	1/12/2015	8/7/2008	48.00	12.00	0.00	0.00	0.00	0.00	60.00
H.003505.3	I-49 NORTH (LA 530 TO LA 170)	DEMOID1302	80.00	5/11/2015	8/7/2008	-3.04	-0.76	0.00	0.00	0.00	0.00	-3.80
H.003506.3	I-49 NORTH (LA 170 TO US 71)	DEMOID1302	80.00	2/23/2015	8/7/2008	-39,958.95	-9,989.74	0.00	0.00	0.00	0.00	-49,948.69
H.003511.3	I-49 NORTH (MARTIN LUTHER KING, JR DRIVE	DEMOID1302	90.00	2/23/2015	3/17/2004	-529,765.11	-58,862.79	0.00	0.00	0.00	0.00	-588,627.90
H.003511.3	I-49 NORTH (MARTIN LUTHER KING, JR DRIVE	NHS	80.00	3/23/2015	3/17/2004	8,320.00	2,080.00	0.00	0.00	0.00	0.00	10,400.00
H.003511.3	I-49 NORTH (MARTIN LUTHER KING, JR DRIVE	DEMOID1302	90.00	3/10/2015	3/17/2004	2,160.00	540.00	0.00	0.00	0.00	0.00	2,700.00
H.003511.3	I-49 NORTH (MARTIN LUTHER KING, JR DRIVE	NHS	80.00	6/3/2015	3/17/2004	3,528.86	882.22	0.00	0.00	0.00	0.00	4,411.08
H.003855.5	BOSSIER PAR CONG RELIEF WINFIELD RD	DEMOID1702	80.00	8/24/2015	3/19/2008	-36,864.97	0.00	0.00	0.00	0.00	-9,216.24	-46,081.21
H.003879.5	CROSS BAYOU AND RELIEF BRIDGES ON US 80	FBR-ON	80.00	3/26/2015	3/15/2005	-4,471.71	-1,185.36	0.00	0.00	0.00	0.00	-5,657.07
H.003879.5	CROSS BAYOU AND RELIEF BRIDGES ON US 80	FBR-ON/OFF	80.00	3/26/2015	3/15/2005	-1,443.47	-360.87	0.00	0.00	0.00	0.00	-1,804.34
H.003888.5	I-49 NORTH (LA 530 TO LA 170)	DEMOID1302	80.00	11/21/2014	9/1/2001	-154,708.86	-38,677.21	0.00	0.00	0.00	0.00	-193,386.07
H.003916.5	I-49 NORTH (LA 1 TO LA 173)	DEMOID 330	80.00	3/1/2015	1/17/2008	5,040.00	1,260.00	0.00	0.00	0.00	0.00	6,300.00
H.003916.5	I-49 NORTH (LA 1 TO LA 173)	DEMOID1302	80.00	10/16/2014	1/17/2008	-42,930.17	-10,732.54	0.00	0.00	0.00	0.00	-53,662.71
H.003916.5	I-49 NORTH (LA 1 TO LA 173)	DEMOID1702	80.00	10/16/2014	1/17/2008	-130,532.90	-32,633.23	0.00	0.00	0.00	0.00	-163,166.13
H.005713.6	SHREVEPORT NEAR-TERM ITS (PHASE 3A)	NHS	80.00	10/23/2014	4/6/2010	-184,761.51	-46,190.38	0.00	0.00	0.00	0.00	-230,951.89
H.005713.6	SHREVEPORT NEAR-TERM ITS (PHASE 3A)	NHS	80.00	10/23/2014	4/6/2010	-51,213.54	-12,803.39	0.00	0.00	0.00	0.00	-64,016.93
H.005756.5	CADDO PARISH SIGNAL TIMING STUDIES	STP FLEX	80.00	3/23/2015	2/18/2012	-21,990.17	-5,497.54	0.00	0.00	0.00	0.00	-27,487.71
H.006043.5	DOGWOOD TRAIL BR OVER RED CHUTE BAYOU	FBR-OFF	80.00	6/18/2015	1/19/2011	-12,210.02	-3,052.51	0.00	0.00	0.00	0.00	-15,262.53
H.006043.6	DOGWOOD TRAIL BR OVER RED CHUTE BAYOU	FBR-OFF	80.00	6/18/2015	2/4/2013	-33,237.13	-8,309.28	0.00	-5,197.81	0.00	0.00	-46,744.22
H.006447.1	I-69: SIU 14 JCT I-20 TO US 82	DEMOID 115	100.00		9/1/2001	-5,779.72	0.00	0.00	0.00	0.00	0.00	-5,779.72

Project Number	Project Description	Funding Source	Percent of Federal Share	FHWA Transaction Date	FHWA Auth Date	Federal Funds Amount	State Funds Amount	Converted Funds Amount	Local Funds Amount	Advance Construction Funds	Other funds	Total of all funds
H.006471.6	SHREVEPORT INTERMEDIATE ITS PHASE 2	EB	80.00	3/23/2015	12/23/2010	-166,171.54	-41,542.89	0.00	0.00	0.00	0.00	-207,714.43
H.007085.6	SHED ROAD (BENTON - AIRLINE)	STP FLEX	80.00	6/10/2015	6/10/2015	1,013,956.01	30,566.10	0.00	222,922.90	0.00	0.00	1,267,445.01
H.007085.6	SHED ROAD (BENTON - AIRLINE)	STP>200K	80.00	6/10/2015	6/10/2015	7,637,679.01	90,924.75	0.00	1,818,495.00	0.00	0.00	9,547,098.76
H.007401.6	BENTON ROAD OVERPASS	STP ENH	95.00	1/14/2015	12/17/2010	-3,225.44	-22.14	0.00	-147.62	0.00	0.00	-3,395.20
H.007907.6	TURN LANES AT LINWOOD AVENUE	HSIP	80.00	1/12/2015	6/3/2009	-466.86	-158.77	0.00	0.00	0.00	0.00	-625.63
H.007907.6	TURN LANES AT LINWOOD AVENUE	HSIP	80.00	1/12/2015	6/3/2009	-10,559.20	-2,639.80	0.00	0.00	0.00	0.00	-13,199.00
H.007907.6	TURN LANES AT LINWOOD AVENUE	RCAF	80.00	1/12/2015	6/3/2009	-2,016.33	-657.99	0.00	0.00	0.00	0.00	-2,674.32
H.007907.6	TURN LANES AT LINWOOD AVENUE	RCAF	80.00	1/12/2015	6/3/2009	-14,925.44	-3,731.36	0.00	0.00	0.00	0.00	-18,656.80
H.009089.6	LA 526: KINGSTON RD TO LINWOOD AVE.	HSIP	90.00	3/31/2015	5/30/2013	-54,201.97	-6,022.44	0.00	0.00	0.00	0.00	-60,224.41
H.009094.6	EB I-20 EXIT RAMP TO LA 169	NHS	80.00	8/17/2015	4/18/2012	-66,857.48	-16,714.37	0.00	0.00	0.00	0.00	-83,571.85
H.009203.6	LA 526: LA 511 WEST TO LA 511 EAST	STP FLEX	80.00	10/21/2014	5/16/2012	-36,850.22	-9,212.55	0.00	0.00	0.00	0.00	-46,062.77
H.009287.6	SHREVEPORT MOTORIST ASSISTANCE PATROL	NHS	80.00	2/11/2015	11/16/2010	189,583.00	47,395.75	0.00	0.00	0.00	0.00	236,978.75
H.009287.6	SHREVEPORT MOTORIST ASSISTANCE PATROL	STP>200K	80.00	2/11/2015	11/16/2010	352,629.00	88,157.25	0.00	0.00	0.00	0.00	440,786.25
H.009398.6	LA 3132: LINWOOD TO I-49 (WEAVE LANE)	HSIP	90.00	6/17/2015	4/9/2013	-96,735.89	-10,748.43	0.00	0.00	0.00	0.00	-107,484.32
H.009399.6	KCS (VIVIAN)	RAIL HE	100.00	6/15/2015	1/5/2012	-217,345.24	0.00	0.00	0.00	0.00	0.00	-217,345.24
H.009475.3	LA 538: ROUNDABOUT AT RAVENDALE	HSIP	100.00	2/25/2015	2/25/2015	44,087.60	0.00	0.00	0.00	0.00	0.00	44,087.60
H.009503.6	LA 169: GAMM ROAD TO US 71	STP FLEX	80.00	1/7/2015	3/4/2013	-238,746.20	-59,686.55	0.00	0.00	0.00	0.00	-298,432.75
H.009509.6	LA 2A: E. JCT. LA 9 TO UNION P/L	STP FLEX	80.00	11/6/2014	9/14/2012	-95,841.50	-23,960.38	0.00	0.00	0.00	0.00	-119,801.88
H.009575.5	I-20:TEXAS STATE LINE TO MONKHOUSE DR.	NHPP	90.00	3/2/2015	3/2/2015	69,124.72	7,680.52	0.00	0.00	0.00	0.00	76,805.24
H.009813.6	KCS (BOSSIER CITY)	RAIL PD	100.00	5/27/2015	7/15/2011	133,201.61	0.00	0.00	0.00	0.00	0.00	133,201.61
H.009813.6	KCS (BOSSIER CITY)	RAIL PD	100.00	2/10/2015	7/15/2011	1,200.00	0.00	0.00	0.00	0.00	0.00	1,200.00
H.009813.6	KCS (BOSSIER CITY)	RAIL PD	100.00	12/10/2014	7/15/2011	-115,843.48	0.00	0.00	0.00	0.00	0.00	-115,843.48
H.009822.6	KCS (VIVIAN) ALABAMA AVE.	RAIL HE	80.00	2/11/2015	12/22/2010	105,929.86	4,130.86	0.00	0.00	0.00	22,351.60	132,412.32
H.009825.6	KCS (MOORINGSPORT) BARNETTE RD.	AP	100.00	11/12/2014	1/1/2010	-90,000.00	0.00	0.00	0.00	0.00	0.00	-90,000.00
H.009888.6	KCS (BOSSIER CITY)	RAIL PD	100.00	11/12/2014	8/23/2012	-180,617.93	0.00	0.00	0.00	0.00	0.00	-180,617.93
H.009888.6	KCS (BOSSIER CITY)	RAIL PD	100.00	3/17/2015	8/23/2012	10,000.00	0.00	0.00	0.00	0.00	0.00	10,000.00
H.009888.6	KCS (BOSSIER CITY)	RAIL PD	100.00	2/10/2015	8/23/2012	5,000.00	0.00	0.00	0.00	0.00	0.00	5,000.00
H.009889.4	UP (SHREVEPORT) LA 511	STP FLEX	80.00	12/3/2014	6/7/2012	-191,003.86	-47,750.97	0.00	0.00	0.00	0.00	-238,754.83
H.009889.4	UP (SHREVEPORT) LA 511	STP FLEX	80.00	12/23/2014	6/7/2012	191,003.86	47,750.97	0.00	0.00	0.00	0.00	238,754.83
H.009889.4	UP (SHREVEPORT) LA 511	STP FLEX	80.00	4/16/2015	6/7/2012	-186,626.16	-46,656.54	0.00	0.00	0.00	0.00	-233,282.70
H.009889.5	UP (SHREVEPORT) LA 511	STP FLEX	80.00	12/3/2014	4/24/2012	-6,473.87	-1,618.47	0.00	0.00	0.00	0.00	-8,092.34
H.009889.6	UP (SHREVEPORT) LA 511	EB	80.00	12/3/2014	1/4/2013	-58,501.50	-14,625.38	0.00	0.00	0.00	0.00	-73,126.88
H.009914.6	MORNINGSIDE BR OVER VIRGINIA AV DITCH	FBR-OFF	80.00	10/21/2014	7/18/2012	-6,132.06	-1,533.77	0.00	0.00	0.00	0.00	-7,665.83
H.009945.6	KORAN DOYLINE RD. BRIDGE / CLARKE BAYOU	FBR-OFF	80.00	6/18/2015	9/10/2014	245,040.28	61,260.07	0.00	0.00	0.00	0.00	306,300.35
H.009945.6	KORAN DOYLINE RD. BRIDGE / CLARKE BAYOU	FBR-OFF	80.00	6/18/2015	9/10/2014	0.00	-282,191.78	0.00	0.00	0.00	282,191.78	0.00
H.010120.6	I-20: TREE REMOVAL - BOSSIER PARISH	HSIP	90.00	6/18/2015	4/5/2013	8,706.36	967.37	0.00	0.00	0.00	0.00	9,673.73
H.010120.6	I-20: TREE REMOVAL - BOSSIER PARISH	HSIP	90.00	11/14/2014	4/5/2013	1,800.00	200.00	0.00	0.00	0.00	0.00	2,000.00
H.010120.6	I-20: TREE REMOVAL - BOSSIER PARISH	HSIP	90.00	10/22/2014	4/5/2013	8,100.00	900.00	0.00	0.00	0.00	0.00	9,000.00
H.010202.5	I-20: EXIT LANE EXTENSION (EXITS 3 & 5)	HSIP	90.00	12/17/2014	7/10/2013	45,483.28	5,053.70	0.00	0.00	0.00	0.00	50,536.98
H.010202.6	I-20: EXIT LANE EXTENSION (EXITS 3 & 5)	HSIP	90.00	8/25/2015	8/25/2015	1,941,422.08	215,713.56	0.00	0.00	0.00	0.00	2,157,135.64



Project Number	Project Description	Funding Source	Percent of Federal Share	FHWA Transaction Date	FHWA Auth Date	Federal Funds Amount	State Funds Amount	Converted Funds Amount	Local Funds Amount	Advance Construction Funds	Other funds	Total of all funds
H.010229.6	LA 185: JCT LA 72 TO BARKSDALE AFB	STP FLEX	80.00	11/6/2014	12/10/2012	-84,797.00	-21,199.25	0.00	0.00	0.00	0.00	-105,996.25
H.010307.6	LA 538: LA 1 TO NORTH JCT OF LA 530	STP FLEX	80.00	5/27/2015	9/15/2014	40,316.80	10,079.20	0.00	0.00	0.00	0.00	50,396.00
H.010307.6	LA 538: LA 1 TO NORTH JCT OF LA 530	STP FLEX	80.00	5/20/2015	9/15/2014	38,183.34	9,545.84	0.00	0.00	0.00	0.00	47,729.18
H.010309.6	LA 538: LA 173 TO LA 1	STP FLEX	80.00	4/27/2015	10/17/2013	-48,479.13	-12,119.78	0.00	0.00	0.00	0.00	-60,598.91
H.010609.6	KCS (BOSSIER) BODCAU STATON RD.	RAIL PD	100.00	12/10/2014	3/8/2013	-125,220.88	0.00	0.00	0.00	0.00	0.00	-125,220.88
H.010609.6	KCS (BOSSIER) BODCAU STATION RD.	RAIL PD	100.00	8/26/2015	3/8/2013	12,285.22	0.00	0.00	0.00	0.00	0.00	12,285.22
H.010662.6	LA511:JIMMIE DAVIS BRIDGE REHABILITATION	NHPP	80.00	2/27/2015	9/24/2014	94,838.54	23,709.64	0.00	0.00	0.00	0.00	118,548.18
H.010662.6	LA511:JIMMIE DAVIS BRIDGE REHABILITATION	NHPP	80.00	5/8/2015	9/24/2014	1,674,636.48	418,659.11	0.00	0.00	0.00	0.00	2,093,295.59
H.010662.6	LA511:JIMMIE DAVIS BRIDGE REHABILITATION	NHPP	80.00	5/22/2015	9/24/2014	329,837.91	82,459.48	0.00	0.00	0.00	0.00	412,297.39
H.010662.6	LA511:JIMMIE DAVIS BRIDGE REHABILITATION	NHPP	80.00	1/21/2015	9/24/2014	3,069,323.20	767,330.80	0.00	0.00	0.00	0.00	3,836,654.00
H.010969.6	LA 3132: GUARD RAIL UPGRADE	HSIP	100.00	8/26/2015	3/21/2014	23,502.46	0.00	0.00	0.00	0.00	0.00	23,502.46
H.010969.6	LA 3132: GUARD RAIL UPGRADE	HSIP	100.00	1/8/2015	3/21/2014	133,524.00	0.00	0.00	0.00	0.00	0.00	133,524.00
H.011028.6	UP SEVERAL RR XINGS (CADD0)	RAIL PD	100.00	11/13/2014	11/13/2014	0.00	0.00	0.00	230,007.00	1,067,397.92	0.00	1,297,404.92
H.011028.6	UP SEVERAL RR XINGS (CADD0)	RAIL PD	100.00	8/24/2015	11/13/2014	32,084.32	0.00	32,084.32	0.00	-32,084.32	0.00	0.00
H.011028.6	UP SEVERAL RR XINGS (CADD0)	RAIL PD	100.00	4/6/2015	11/13/2014	11,602.00	0.00	11,602.00	0.00	-11,602.00	0.00	0.00
H.011028.6	UP SEVERAL RR XINGS (CADD0)	RAIL PD	100.00	5/7/2015	11/13/2014	16,266.89	0.00	16,266.89	0.00	-16,266.89	0.00	0.00
H.011094.5	LA 3094: HEARNE AV BR REHAB	NHPP	80.00	3/23/2015	3/20/2015	134,238.85	33,559.71	0.00	0.00	0.00	0.00	167,798.56
H.011099.5	DIST. 04 SIGNAL TIMING STUDIES PHASE 2	STP FLEX	100.00	3/30/2015	2/21/2014	240,757.55	0.00	0.00	0.00	0.00	0.00	240,757.55
H.011105.3	CUL-DE-SACS @ I-49N C-OF-A LINE	EB	80.00	10/22/2014	2/10/2014	40,000.00	10,000.00	0.00	0.00	0.00	0.00	50,000.00
H.011105.3	CUL-DE-SACS @ I-49N C-OF-A LINE	EB	80.00	10/16/2014	2/10/2014	10,400.00	2,600.00	0.00	0.00	0.00	0.00	13,000.00
H.011111.6	I-49 NORTH, SEGMENT K - PHASE 2	NHPP	80.00	10/28/2014	3/4/2014	0.00	0.00	0.00	0.00	0.00	-8,701,424.12	-8,701,424.12
H.011111.6	I-49 NORTH, SEGMENT K - PHASE 2	DEMOID1302	80.00	10/28/2014	3/4/2014	2,805,865.04	701,466.26	0.00	0.00	0.00	0.00	3,507,331.30
H.011111.6	I-49 NORTH, SEGMENT K - PHASE 2	DEMOID1302	80.00	10/28/2014	3/4/2014	4,573,336.90	1,143,334.22	0.00	0.00	0.00	0.00	5,716,671.12
H.011111.6	I-49 NORTH, SEGMENT K - PHASE 2	DEMOID1602	80.00	10/28/2014	3/4/2014	24,742.80	6,185.70	0.00	0.00	0.00	0.00	30,928.50
H.011111.6	I-49 NORTH, SEGMENT K - PHASE 2	DEMOID 112	100.00	10/28/2014	3/4/2014	6,709.92	0.00	0.00	0.00	0.00	0.00	6,709.92
H.011111.6	I-49 NORTH, SEGMENT K - PHASE 2	DEMOID1702	80.00	10/28/2014	3/4/2014	130,532.90	32,633.22	0.00	0.00	0.00	0.00	163,166.12
H.011111.6	I-49 NORTH, SEGMENT K - PHASE 2	DEMOID1105	80.00	10/28/2014	3/4/2014	9,258.03	2,314.51	0.00	0.00	0.00	0.00	11,572.54
H.011111.6	I-49 NORTH, SEGMENT K - PHASE 2	DEMOID1702	80.00	10/28/2014	3/4/2014	769,499.62	192,374.91	0.00	0.00	0.00	0.00	961,874.53
H.011111.6	I-49 NORTH, SEGMENT K - PHASE 2	DEMOID1302	80.00	3/10/2015	3/4/2014	2,736.86	684.22	0.00	0.00	0.00	0.00	3,421.08
H.011111.6	I-49 NORTH, SEGMENT K - PHASE 2	DEMOID1602	80.00	3/10/2015	3/4/2014	640,673.20	160,168.30	0.00	0.00	0.00	0.00	800,841.50
H.011111.6	I-49 NORTH, SEGMENT K - PHASE 2	DEMOID1105	80.00	3/10/2015	3/4/2014	71,961.28	17,990.32	0.00	0.00	0.00	0.00	89,951.60
H.011111.6	I-49 NORTH, SEGMENT K - PHASE 2	DEMOID 330	100.00	3/10/2015	3/4/2014	85,020.16	0.00	0.00	0.00	0.00	920,623.20	1,005,643.36
H.011111.6	I-49 NORTH, SEGMENT K - PHASE 2	DEMOID1702	80.00	3/10/2015	3/4/2014	14,569.13	3,642.28	0.00	0.00	0.00	0.00	18,211.41
H.011111.6	I-49 NORTH, SEGMENT K - PHASE 2	DEMOID1302	80.00	3/10/2015	3/4/2014	618,492.62	154,623.16	0.00	0.00	0.00	0.00	773,115.78
H.011111.6	I-49 NORTH, SEGMENT K - PHASE 2	DEMOID1702	80.00	3/10/2015	3/4/2014	60,169.60	15,042.40	0.00	0.00	0.00	0.00	75,212.00
H.011111.6	I-49 NORTH, SEGMENT K - PHASE 2	RCAF	80.00	2/27/2015	3/4/2014	1,615,144.58	403,786.15	0.00	0.00	0.00	0.00	2,018,930.73
H.011114.6	COVINGTON COMMUNITY TRAIL	RTP	80.00	10/16/2014	10/16/2014	79,751.20	0.00	0.00	47,830.80	0.00	0.00	127,582.00
H.011241.6	I-20: AIRLINE DRIVE RAMP EXTENSION	NHPP	90.00	4/9/2015	4/9/2015	933,988.33	103,776.48	0.00	0.00	0.00	0.00	1,037,764.81
H.011241.6	I-20: AIRLINE DRIVE RAMP EXTENSION	NHPP	90.00	7/8/2015	4/9/2015	227,658.33	25,295.37	0.00	0.00	0.00	0.00	252,953.70
H.011294.6	LA 3105: KCS RR XING (BOSSIER CITY)	RAIL HE	90.00	5/7/2015	7/11/2014	67,121.90	1,795.29	50,964.26	0.00	-50,964.26	0.00	17,952.93

Project Number	Project Description	Funding Source	Percent of Federal Share	FHWA Transaction Date	FHWA Auth Date	Federal Funds Amount	State Funds Amount	Converted Funds Amount	Local Funds Amount	Advance Construction Funds	Other funds	Total of all funds
H.011294.6	LA 3105: KCS RR XING (BOSSIER CITY)	RAIL HE	90.00	4/6/2015	7/11/2014	25,986.29	0.00	25,986.29	0.00	-25,986.29	0.00	0.00
H.011319.5	I-20: AIRLINE DR. TO I-220	NHPP	90.00	4/20/2015	3/18/2015	305,624.18	33,958.24	0.00	0.00	0.00	0.00	339,582.42
H.011340.1	LA157 @ LA3227 INTERSECTION IMPROVEMENTS	STP FLEX	80.00	3/4/2015	3/4/2015	1,856.32	464.08	0.00	0.00	0.00	0.00	2,320.40
H.011424.1	LA157: BOOKER RD TO LA614 CORRIDOR STUDY	HSIPPEN	100.00	2/19/2015	2/18/2015	0.00	0.00	0.00	0.00	421,767.57	0.00	421,767.57
H.011424.1	LA157: BOOKER RD TO LA614 CORRIDOR STUDY	HSIPPEN	100.00	8/24/2015	2/18/2015	73,982.43	0.00	73,982.43	0.00	-73,982.43	0.00	0.00
H.011428.1	LA3105:GREENACRES TO LA72 CORRIDOR STUDY	HSIPPEN	100.00	8/24/2015	2/18/2015	112,847.36	0.00	112,847.36	0.00	-112,847.36	0.00	0.00
H.011428.1	LA3105:GREENACRES TO LA72 CORRIDOR STUDY	HSIPPEN	100.00	2/19/2015	2/18/2015	0.00	0.00	0.00	0.00	559,569.10	0.00	559,569.10
H.011733.5	US 80 TRAFFIC CONTROL UPGRADES	STP FLEX	100.00	6/3/2015	6/3/2015	382,159.44	0.00	0.00	0.00	0.00	0.00	382,159.44
H.970312.1	UP(SHREVEPORT)	RAIL HE	100.00	1/26/2015	4/16/2009	-1,617.00	0.00	0.00	0.00	0.00	0.00	-1,617.00
H.972172.1	NORTHWEST REGIONAL COORDINATOR	HSIPPEN	100.00	6/15/2015	6/15/2015	0.00	0.00	0.00	0.00	153,070.80	0.00	153,070.80
H.972172.1	NORTHWEST REGIONAL COORDINATOR	HSIPPEN	100.00	8/6/2015	6/15/2015	0.00	0.00	0.00	0.00	87,820.81	0.00	87,820.81
<i>Fiscal Year 2015 Total</i>												<b>\$32,976,471.17</b>



*Annual Listing of Federally Obligated Projects for Fiscal Year 2015 (Transit)*

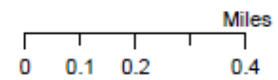
Project Number	Project Name	Description	Funding Source	Total Cost	Federal Share	Local Share
<b><i>FTA Section 5307 Projects</i></b>						
5307-2015-01	PREVENTIVE MAINTENANCE	OPERATIONS	FTA SECTION 9	\$3,396,250	\$2,717,000	\$679,250
5307-2015-02	NON-FIXED ROUTE ADA PARATRANSIT SERVICE	OPERATIONS	FTA SECTION 9	\$325,000	\$260,000	\$65,000
5307-2015-03	PURCHASE SIGNAGE	CAPITAL	FTA SECTION 9	\$43,750	\$35,000	\$8,750
5307-2015-04	SUPPORT EQUIPMENT	CAPITAL	FTA SECTION 9	\$72,500	\$58,000	\$14,500
5307-2015-05	NLCOG PLANNING	ADMINISTRATION	FTA SECTION 9	\$37,500	\$30,000	\$7,500
5307-2015-06	BUS: REPLACEMENT, 30FT	CAPITAL	FTA SECTION 9	\$470,588	\$400,000	\$70,588
<b><i>Fiscal Year 2015 Total</i></b>						<b><i>\$4,345,588.00</i></b>

## Project Tracking Sheets

To aid in understanding the detailed project listings worksheets, significant TIP programmed and obligated projects are individually referenced through project tracking sheets. Minor overlay and geometric improvements do not have tracking sheets developed for them. Tracking sheets contain the mapped location of the project improvement, project narrative, funding sources and cost estimates by project phase. In the future, performance indicators will be incorporated into the tracking analysis.

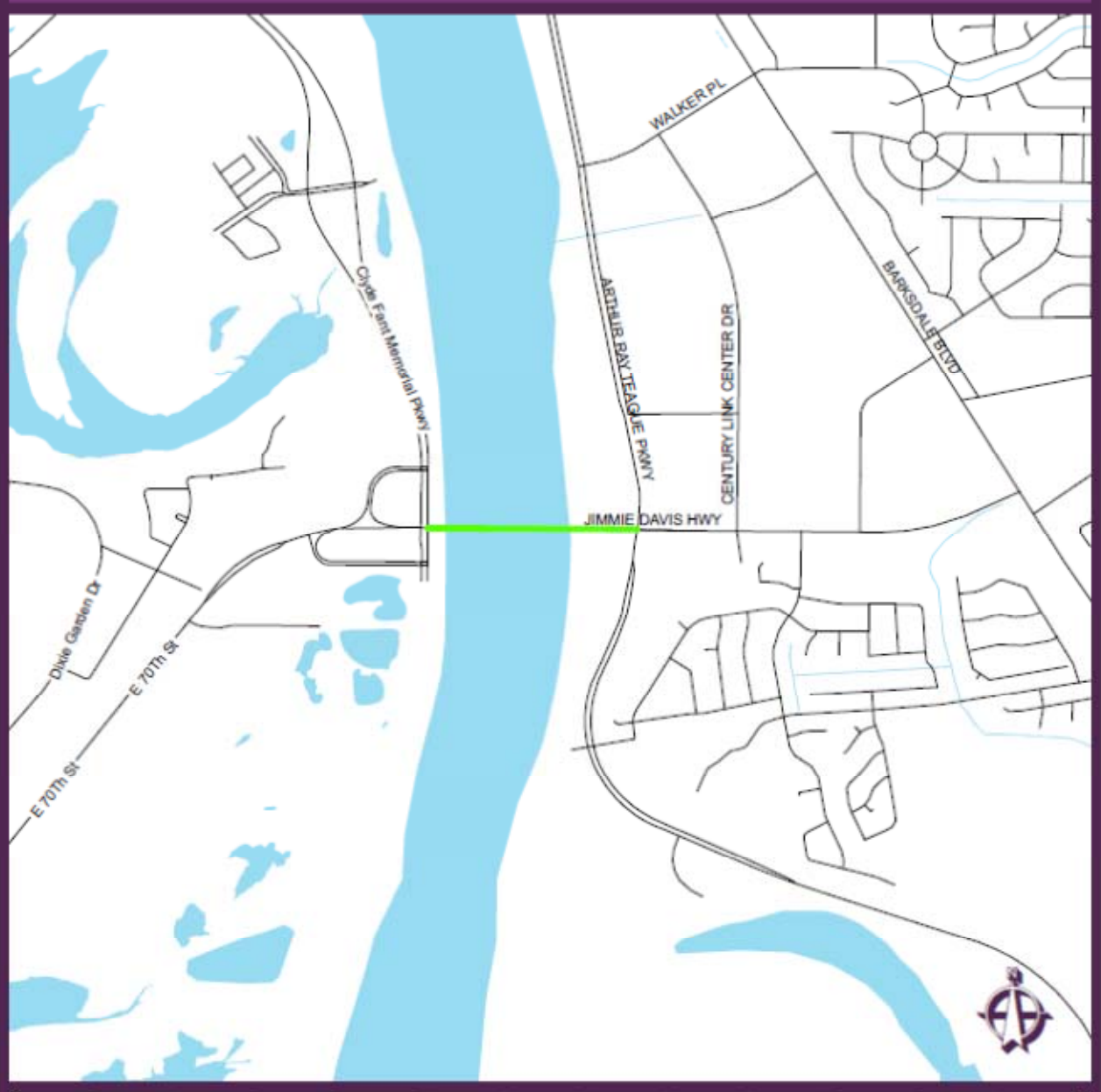
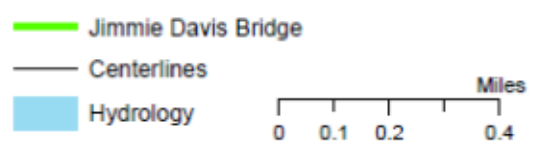
# I-49 N Segment K Phase 1&2

- Segment K
- Centerlines
- Hydrology



Project Number	Project Description	Funding Source	Percent of Federal Share	FHWA Transaction Date	FHWA Auth Date	Federal Funds Amount	State Funds Amount	Converted Funds Amount	Local Funds Amount	Advance Construction Funds	Other funds	Total of all funds
H.003495.3	I-49N, SEGMENT K-PHASE 1	DEMOID1302	80	8/25/2015	7/12/2011	3.04	0.61	0	0	0	0	3.65
H.003495.3	I-49N, SEGMENT K-PHASE 1	DEMOID1702	80	8/25/2015	7/12/2011	1,681.19	420.3	0	0	0	0	2,101.49
H.003495.3	I-49N, SEGMENT K-PHASE 1	NHS	80	8/25/2015	7/12/2011	11,638.71	2,909.68	0	0	0	0	14,548.39
H.003495.3	I-49N, SEGMENT K-PHASE 1	NHPP-E	80	8/25/2015	7/12/2011	98,055.92	24,513.98	0	0	0	0	122,569.90
H.003495.3	I-49N, SEGMENT K-PHASE 1	DEMOID1302	80	12/3/2014	7/12/2011	5,332.28	1,333.07	0	0	0	0	6,665.35
H.003495.3	I-49N, SEGMENT K-PHASE 1	DEMOID1302	80	1/20/2015	7/12/2011	84,267.72	21,066.93	0	0	0	0	105,334.65
H.003495.3	I-49N, SEGMENT K-PHASE 1	DEMOID1302	80	10/16/2014	7/12/2011	-3,698,939.13	-924,734.78	0	0	0	0	-4,623,673.91
H.003495.3	I-49N, SEGMENT K-PHASE 1	DEMOID1302	80	1/20/2015	7/12/2011	103,732.30	25,933.07	0	0	0	0	129,665.37
H.003495.3	I-49N, SEGMENT K-PHASE 1	DEMOID1302	80	11/19/2014	7/12/2011	10,400.00	2,600.00	0	0	0	0	13,000.00
H.003495.3	I-49N, SEGMENT K-PHASE 1	DEMOID1302	80	10/16/2014	7/12/2011	-1,499.77	-374.94	0	0	0	0	-2,174.43
H.003495.3	I-49N, SEGMENT K-PHASE 1	DEMOID1302	80	3/10/2015	7/12/2011	240,000.00	0	0	0	0	60,000.00	300,000.00
H.003495.4	I-49N, SEGMENT K-PHASE 1	DEMOID1702	80	5/27/2015	9/17/2013	6,724.74	0	0	0	0	1,681.19	8,405.93
H.003495.4	I-49N, SEGMENT K-PHASE 1	NHS	80	5/27/2015	9/17/2013	1,551,107.61	18,465.57	0	0	0	369,311.34	1,938,884.52
H.003495.4	I-49N, SEGMENT K-PHASE 1	NHS	80	5/27/2015	9/17/2013	13,109.88	156.07	0	0	0	3,121.40	16,387.35
H.003495.4	I-49N, SEGMENT K-PHASE 1	NHS	80	5/27/2015	9/17/2013	61,071.49	727.04	0	0	0	14,540.83	76,339.36
H.003495.4	I-49N, SEGMENT K-PHASE 1	NHS	80	5/27/2015	9/17/2013	147,303.53	1,753.61	0	0	0	35,072.27	184,129.41
H.003495.4	I-49N, SEGMENT K-PHASE 1	NHS	80	5/27/2015	9/17/2013	174,332.86	2,075.39	0	0	0	41,507.82	217,916.07
H.003495.4	I-49N, SEGMENT K-PHASE 1	DEMOID1302	80	3/10/2015	9/17/2013	-240,000.00	0	0	0	0	-60,000.00	-300,000.00

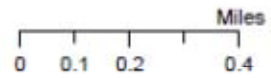
# Jimmie Davis Bridge Rehab



Project Number	Project Description	Funding Source	Percent of Federal Share	FHWA Transaction Date	FHWA Auth Date	Federal Funds Amount	State Funds Amount	Converted Funds Amount	Local Funds Amount	Advance Construction Funds	Other funds	Total of all funds
H001792	JIMMIE DAVIS BRIDGE (LA 511)	NDPP	80	12/11/2014	3/7/2013	30,859.47	7,714.87	0	0	0	0	38,574.34

# Shed Rd (Benton to Airline)

- Shed Rd
- Centerlines
- Hydrology



Project Number	Project Description	Funding Source	Percent of Federal Share	FHWA Transaction Date	FHWA Auth Date	Federal Funds Amount	State Funds Amount	Converted Funds Amount	Local Funds Amount	Advance Construction Funds	Other funds	Total of all funds
H007085.6	SHED ROAD (BENTON - AIRLINE)	STP FLEX	80	6/10/2015	6/10/2015	1,013,956.01	30,566.30	0	222,922.00	0	0	1,267,445.01
H007085.6	SHED ROAD (BENTON - AIRLINE)	STP>200K	80	6/10/2015	6/10/2015	7,637,679.01	90,924.75	0	1,818,495.00	0	0	9,547,098.76

The Northwest Louisiana Council of Governments is an intergovernmental association of local governments established to assist in planning for common needs, cooperating for the mutual benefit, and coordinating for sound regional development. NLCOG's purpose is to strengthen both the individual and collective power of local governments and to help them recognize regional opportunities, eliminate unnecessary duplication, and make joint decisions for the benefit of the entire Northwest Louisiana community. This is achieved by developing and implementing constructive and workable policies and programs for solving area-wide problems. These issues include, but are not limited to, matters affecting transportation, economic, health, safety, welfare, education, and regional development issues.

NLCOG is funded by a variety of funding sources including federal grants from the U. S. Department of Transportation's Federal Highway Administration, and Federal Transit Administration, the Louisiana Department of Transportation and Development, as well as by NLCOG's local member governments.



625 Texas Street, Suite 200  
Shreveport, LA 71101  
318.841.5950  
[www.nlcog.org](http://www.nlcog.org)