

Annual Listing of Federally Obligated Projects

Fiscal Year 2020

Disclaimer

The preparation of this document was financed through grants from and disseminated under the sponsorship of the Federal Highway Administration, the Louisiana Department of Transportation and Development, and the Northwest Louisiana Council of Governments. The United States Government and the State of Louisiana assume no liability for its contents or use thereof.

Non-Discrimination Statement

The Northwest Louisiana Council of Governments (NLCOG) complies with the Americans with Disabilities Act of 1990, Section 504 of the Rehabilitation Act of 1973, Title VI of the Civil Rights Act of 1964, and other federal equal opportunity laws and, therefore, does not discriminate on the basis of race, sex, color, age, national origin, religion or disability; in admission to, access to, treatment in or operations of its programs, services, or activities. NLCOG does not discriminate in its hiring or employment practices.

Questions, concerns, complaints, or requests for additional information regarding the non-discrimination policies may be directed to the designated Title VI, ADA and Section 504 Compliance Coordinator:

Lisa M. Frazier
Public Involvement Coordinator
(318) 841-5950 (voice)
lisa.frazier@nlcog.org
625 Texas Street, Suite 200
Shreveport, LA 71101

Annual Listing of Federally Obligated Projects

Fiscal Year 2020

Purpose of this Report

The Annual Listing of Obligated Projects is a requirement of metropolitan planning areas, per § 450.332:

- (a) In metropolitan planning areas, on an annual basis, no later than 90 calendar days following the end of the program year, the State, public transportation operator(s), and the MPO shall cooperatively develop a listing of projects (including investments in pedestrian walkways and bicycle transportation facilities) for which funds under 23 U.S.C. or 49 U.S.C. Chapter 53 were obligated in the preceding program year.
- (b) The listing shall be prepared in accordance with § 450.314(a) and shall include all federally funded projects authorized or revised to increase obligations in the preceding program year, and shall at a minimum include the TIP information under § 450.324(e)(1) and (4) and identify, for each project, the amount of Federal funds requested in the TIP, the Federal funding that was obligated during the preceding year, and the Federal funding remaining and available for subsequent years.
- (c) The listing shall be published or otherwise made available in accordance with the MPO's public participation criteria for the TIP.

The Northwest Louisiana Council of Governments (NLCOG) responds to the directive through this report. It lists all transportation projects in Northwest Louisiana that were obligated during NLCOG's fiscal year 2020 (July 1, 2019 – June 30, 2020). The Federal Highway Administration (FHWA) defines obligation as the federal government's legal commitment (promise) to pay or reimburse the states or other entities for the federal share of a project's eligible costs¹. Thus, an obligated project

¹ Financing Federal Aid Highways Glossary. <http://www.fhwa.dot.gov/reports/fifahiwv/ffahappa.htm>. May 10, 2011.

is one that has been approved by the federal government for reimbursement, though not necessarily reimbursed yet. Obligated projects were not necessarily initiated or completed in this year. The obligated project cost reflected in this report also may not equal final project cost.

Background

NLCOG is the Metropolitan Planning Organization (MPO) for the Shreveport – Bossier urbanized area. Every metropolitan area with a population of more than 50,000 persons has a designated MPO to qualify for federal highway and transit funding. NLCOG, acting in its capacity as the MPO, has responsibility for planning, programming, and coordinating federal-aid transportation investments within the Shreveport – Bossier urbanized area.

The United States Department of Transportation relies on the MPO to ensure that highway and transit projects that use federal funds are products of a credible planning process and meet local priorities. Transportation legislation – including the Intermodal Surface Transportation Efficiency Act of 1991 (ISTEA), the Transportation Equity Act for the 21st Century (TEA-21), and the Safe, Accountable, Flexible, Efficient Transportation Equity Act: A legacy for Users (SAFETEA-LU) and the most recent transportation authorization Moving Ahead for Progress in the 21st Century (MAP-21) – strengthened the role MPOs play in rationally developed transportation programs. As the MPO, NLCOG is statutorily mandated to assess the transportation needs and deficiencies of the region with direction from public officials; citizens; modal representatives; and federal, state and local planning departments.

The MPO Transportation Policy Committee (“committee”) membership consists of representatives from Bossier, Caddo, DeSoto, and Webster Parishes; the mayors of the cities of Bossier City and Shreveport; the executive director of the Port of Caddo – Bossier, the executive directors of the Metropolitan Planning Commissions of Bossier and Shreveport; the general manager of the local public transit agency and the District IV administrator of LaDOTD. The committee wields final decision-making. Non-voting members include FHWA and FTA. NLCOG represents the perspectives of its local government members, while coordinating its planning efforts with the Louisiana Department of Transportation (LaDOTD), the Federal Transit Administration (FTA) and the Federal Highway Administration (FHWA).

NLCOG is assisted in its planning and programming efforts by a Technical Coordinating Committee (TCC) that is comprised of public works directors, planning directors, and transit operators. The TCC

meets as-needed to review proposed amendments to the Transportation Improvement Program (TIP). Working groups and ad hoc groups are also created and appointed, as needed.

Regional Transportation Plan

The Northwest Louisiana Mobility 2040 Long Range Transportation Plan (LRTP) is a comprehensive blueprint that guides federal transportation investments in Caddo and Bossier parishes for the next 25 years. The plan was developed through a cooperative process involving NLCOG, the Louisiana Department of Transportation and Development (LADOTD), numerous transportation stakeholders throughout the region, and members of the public. In addition to fulfilling a requirement that keeps the region eligible for federal transportation funding, the MTP encompasses:

- extensive public input to develop a regional vision to guide transportation investment in NW Louisiana,
- rigorous technical analysis with local knowledge to identify deficiencies of the current transportation system,
- potential avenues for different transportation strategies and scenarios to improve regional mobility, and
- transportation projects in the region based on community values and financial capabilities of transportation entities.

The MTP is the chief legal document reflecting the resources, the fundamental planning process, and the selection of projects for the region. The MTP includes the needed transportation system and the fiscally-constrained MTP. Federal law requires NLCOG to update the plan every five years. NLCOG adopted Northwest Louisiana Mobility 2040 on April 15, 2016.

The MTP incorporates policy considerations and related long-term impacts. Analysis of land use changes, population growth and density patterns, economic development and commercial and residential zoning help identify and rank projects. All regionally significant projects are identified in the plan regardless of their funding source; and, in many cases, projects are funded with combinations of state, federal, and local funds.

Transportation Improvement Program

A Transportation Improvement Program (TIP) is a prioritized, financially constrained, multi-year program for implementation of federally-funded transportation improvement projects in a designated MPO region. The TIP serves as a planning tool to ensure the most effective use of limited funding for

transportation improvements. The TIP includes the adopted list of public transit, roadway, bicycle, pedestrian, and air quality projects that will receive federal transportation funds in the future. A transportation improvement is not eligible for federal funding unless it is documented within the TIP. The TIP also includes the projects in Northwest Louisiana that are intended to only use state funds. The TIP implements the fiscally constrained MTP. NLCOG's TIP covers a four-year period, though specific projects and their funding levels are usually identified for the first three or four-year period.

The 2019-2022 TIP was adopted on July 12, 2018 and has been amended regularly since adoption. The projects in this report are from the 2019-2022 TIP.

Public Involvement

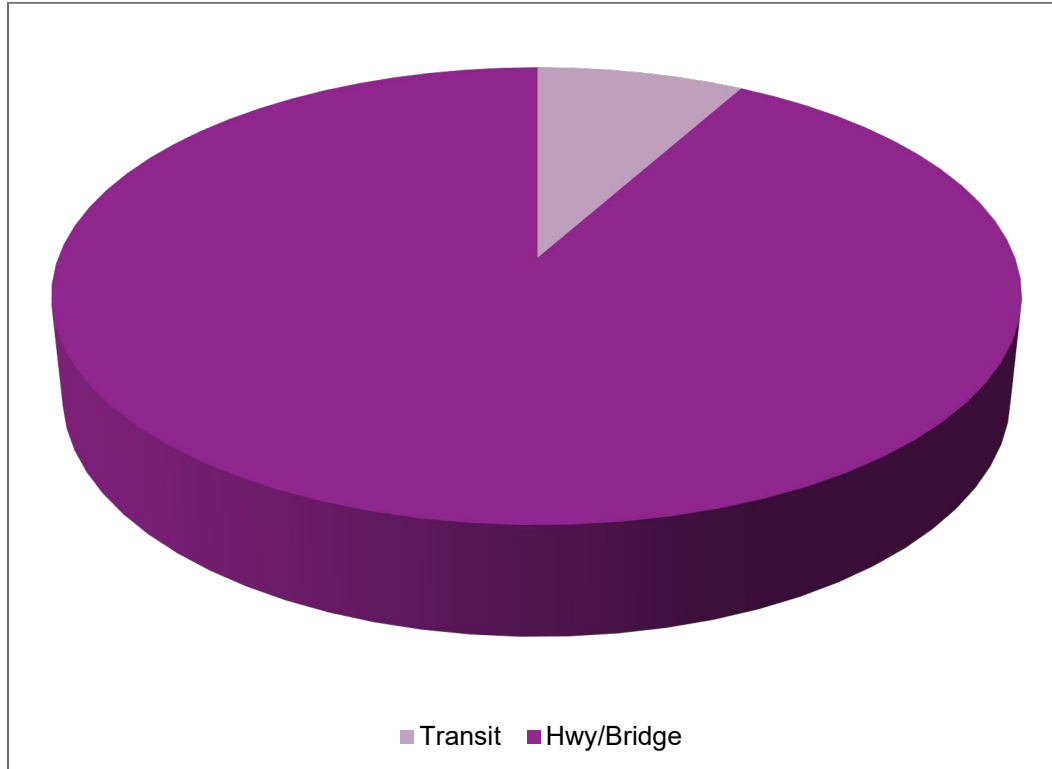
NLCOG aims to proactively engage the public in the regional transportation planning process and embraces federal requirements that MPOs provide the public with complete information, timely public notice, full public access to key decisions, and early and continuing involvement in developing the MTP, TIP, and other products. NLCOG's public involvement strategies include presenting information and educating the public, continually soliciting public input, helping information flow between the public and decision makers, and considering and responding to public concerns.

Summary of Projects

In FY 2020, more than 200 projects over four parishes were scheduled for a total federal cost of \$64,373,590.41. Of this total, \$59,168,875.26 (91.9%) was for highway/bridge projects and \$5,204,715.15 (8.1%) was for transit projects. The summary of federal funds by parish:

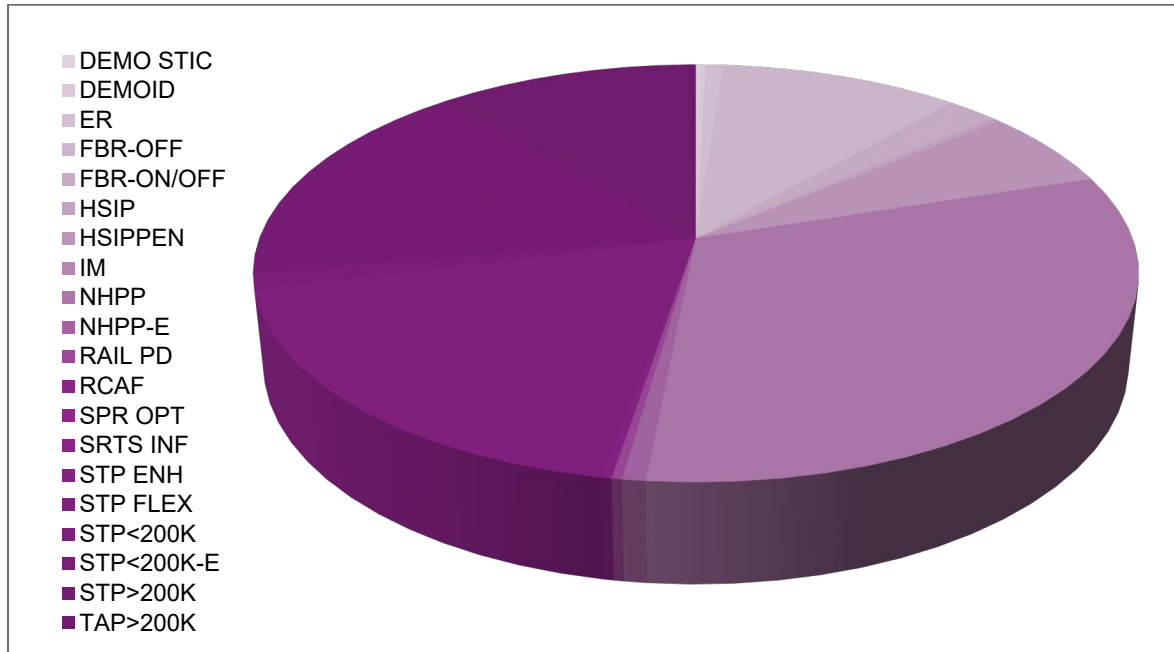
- Bossier Parish - \$29,944,134.41 (46.5%)
- Caddo Parish - \$8,879,043.43 (13.8%)
- DeSoto Parish - \$9,002,404.08 (14%)
- Webster Parish - \$11,343,293.34 (17.6%)

FY 2020 Federally Obligated Projects Summary



The largest percentage of highway/bridge funds (29.93% total) obligated was the National Highway Performance Program (NHPP) funding stream supports the condition and performance of the National Highway System; provides support for the construction of new facilities on the NHS; and ensures that investments of federal-aid funds in highway construction are directed to support progress toward the achievement of performance targets established in a state's asset management plan for the NHS. This program had a federal funding total of \$17,709,947.27. In the chart below, the funding by category is illustrated with corresponding percentage of funding. Negative numbers indicate money that was de-obligated. In some cases, it was money that the LaDOTD advanced construction with state funds and now the state funds are removed, and federal funds added.

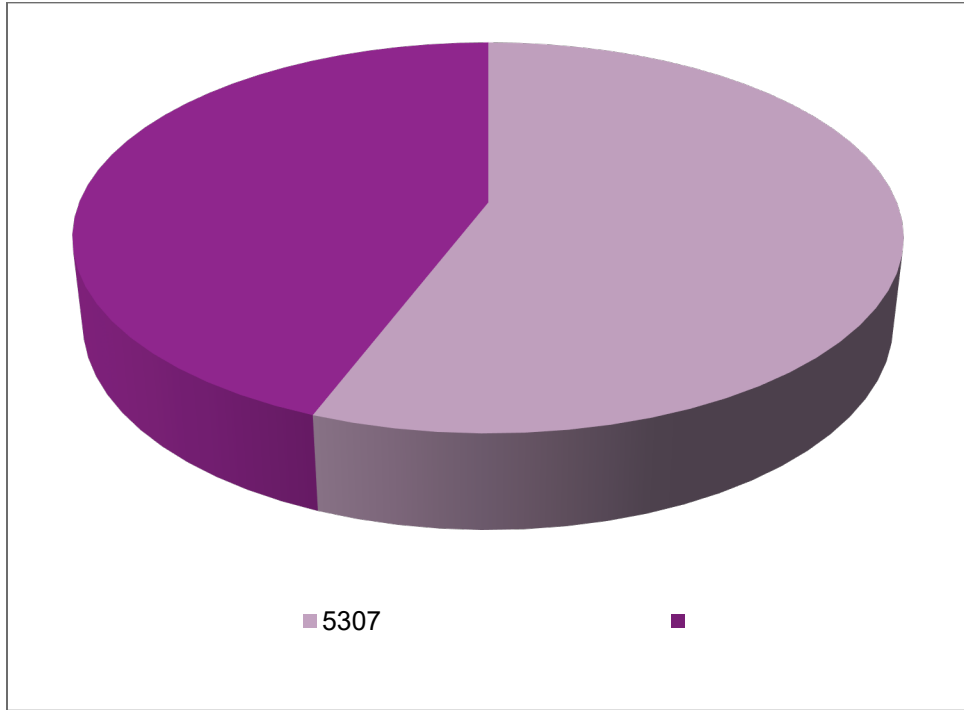
FY 2020 Federally Obligated Highway/Bridge Projects by Funding Category



Prefix	Total Federal Funds	Percentage Federal Funds
DEMO STIC	\$106,810.00	0.18%
DEMOID	\$139,981.28	0.24%
ER	\$\$-425,750.17	-0.72%
FBR-OFF	\$5,792,996.57	9.79%
FBR-ON/OFF	\$\$-1,214,528.09	-2.05%
HSIP	\$175,813.99	0.30%
HSIPPEN	\$3,397,101.64	5.74%
IM	\$-14,469.19	-0.02%
NHPP	\$17,709,947.27	29.93%
NHPP-E	\$410,518.11	0.69%
RAIL PD	\$\$-179,224.46	-0.30%
RCAF	\$24,868.78	0.04%
SPR OPT	\$6,449,080.00	10.90%
SRTS INF	\$\$-12,159.46	-0.02%
STP ENH	\$149,266.94	0.25%
STP FLEX	\$10,226,877.15	17.28%
STP < 5K	\$9,305,342.26	15.73%
STP < 200K	\$880,462.37	1.49%
STP > 200K	\$6,055,645.67	10.23%
TAP > 200K	\$190,294.60	0.32%
Total	\$59,168,875.26	100.00%

The largest percentage of transit funds (88% total) obligated was the FTA Section 5307 Capital Budget category of funding. These funds were used for administration, operations, planning, and capital improvements. The chart below illustrates these percentages:

FY 2020 Federally Obligated Transit Projects by FTA Funding Category



Prefix	Total Federal Funds	Percentage of Funds
Section 5307	\$4,257,797.15	81.8%
Section 5339	\$946,918.00	18.2%
<i>Total</i>	<i>\$5,204,715.15</i>	<i>100.00%</i>

Obligation Report

This report is organized by project phase for highway/bridge projects and funding category for transit projects. The TIP identification (ID), project name, description, funding source and the total obligation amount are shown for each project. The TIP ID is a unique number given to each project selected for inclusion into the NLCOG TIP. A brief description of each project is provided. The obligation is the federal share for that TIP project in the federal fiscal year. The obligation amounts for each of the projects are added up to show the total obligation by project phase.

While federal funding is included in this report, local or state funds are also reported in most cases. In FY2017, federal funding was distributed through the following funding categories:

- **(AP)** funds are used for
- **Demonstration Projects (DEMO)** funding refers to line items, for each individual project, within the past transportation authorizations (i.e. ISTEA, TEA-21, SAFETEA-LU, but not MAP-21) that explicitly devotes funding to the line item project utilizing funds from any number of programs (i.e. STP, HSIP, IM, etc.) sources.
- **Emergency Relief Program (ER)** is an FTA program, established under MAP-21 legislation, that aids public transit operators in the aftermath of an emergency or major disaster. The program helps states and public transportation systems pay for protecting, repairing, and/or replacing equipment and facilities that may suffer or have suffered serious damage due to an emergency, including natural disasters such as floods, hurricanes, and tornadoes.
- **Equitable Bonus (EB)** provides funding to states based on equity considerations. These include a minimum rate of return on contributions to the Highway Account of the Highway Trust Fund, and a minimum increase relative to the average dollar amount of apportionments under TEA-21.
- **Federal Bridge Replacement On/Off System (FBR)** are federal funds used for the replacement, rehabilitation or widening of any federal aid facility on- or off-system.
- **FTA Section 5307** funds are used for capital, operating assistance, preventive maintenance and planning purposes for mass transportation improvements in urbanized areas.
- **Highway Safety Improvement Program (HSIP/HSIPPEN)** provides funding to achieve a significant reduction in traffic fatalities and serious injuries on all public roads through the implementation of infrastructure-related highway safety improvements.
- **National Highway Performance Program (NHPP/NHPP-E)** supports the condition and performance of the NHS; provides support for the construction of new facilities on the NHS; and ensures that investments of federal-aid funds in highway construction are directed to support

progress toward the achievement of performance targets established in a state's asset management plan for the NHS.

- **National Highway System (NHS)** funds improvements to the dynamic roadway system that can change in response to future travel and trade demands which includes the interstate system, as well as other roads important to the nation's economy, defense and mobility.
- **Recreational Trails Program (RTP)** provides funds to the States to develop and maintain recreational trails and trail-related facilities for both non-motorized and motorized recreational trail uses.
- **Rail Cost Adjustment Factor (RCAF)** is an index used for the adjustment for inflation in long-term railroad contracts, rate negotiations, and transportation studies, computer quarterly.
- **Safe Routes to School (SRTS)** funds infrastructure-related projects that will substantially improve the ability of students to walk and bicycle to school, such as sidewalk improvements, traffic calming and speed reduction improvements, pedestrian and bicycle crossing improvements, on-street bicycle facilities, off-street bicycle and pedestrian facilities, secure bicycle parking facilities, and traffic diversion improvements near schools. These funds also may be used for public awareness campaigns and outreach to press and community leaders; traffic education and enforcement near schools; student sessions on bicycle and pedestrian safety, health, and environment; and funding for training, volunteers, and managers of safe routes to school programs.
- **Surface Transportation Program (STP>200K / STP<200K / STP<5K)** provides flexible funding that may be used by States and localities for projects to preserve and improve the conditions and performance on any Federal-aid highway, bridge and tunnel projects on any public road, pedestrian and bicycle infrastructure, and transit capital projects, including intercity bus terminals. Within the metropolitan area, funds may be used for roadway reconstruction, rehabilitation, traffic operational improvements, bicycle / pedestrian facilities, and studies. Funding may also be used in areas with a population of 5,000 or less on roads functionally classified as minor collectors.
- **Surface Transportation Program Transportation Enhancements (STP ENH)** is flexible funding that may be used by states and localities for projects to preserve and improve the conditions and performance on any Federal-aid highway, bridge and tunnel projects on any public road, pedestrian and bicycle infrastructure, and transit capital projects, including intercity bus terminals.
- **Surface Transportation Program (STP FLEX)** is a flexible funding category used to fund roadway reconstruction, Intelligent Transportation System (ITS) projects, or bridge/interchange work.

- **Surface Transportation Program Rail Hazard Elimination and Highway Crossings Protective Devices (RAIL HE/PD)** are safety set aside funds that provide programs to reduce the number and severity of crashes at public highway-rail grade crossings (Section 130) and correct or improve hazardous locations, sections, and elements on any public road, public surface transportation facility, or public bike/pedestrian path or trail.

Some projects include a mixture of different TIP funding categories, and thus one project line under one funding source does not necessarily equal the total obligated funding for that project. The tables below are based on records obtained from LaDOTD, FHWA, and FTA, as NLCOG does not directly participate in the obligation process.

Technical Terms

Various tables, figures, and project tracking sheets within this report include the following technical terms to describe and aid in understanding the projects.

- **Funding source** refers to the category of funding source for the primary source of funds.
- **Project numbers** given by the LaDOTD as the state transportation project number and to illustrate the project stage.
- **Project Description** shows a brief description often referenced by a local street, road or highway.
- **Percent of federal share** refers to the funding split of federal to local/state funds. For examples, 80% means the federal share is 80% of the project cost and local/state funds make up the remaining 20%.
- **Federal funds** are the federal share from the federal government to complete the project (obligation).
- **Total cost** shows the total cost for the project's given phase.
- **FHWA transaction date** refers to the date the project was entered into the FHWA system.
- **Advance construction funds** refer to funds the state of Louisiana advanced in place of federal funds for that phase. Negative numbers show money that was de-obligated. In some cases, it is money that the state advanced construction with state funds and now the state funds are removed, and the federal funds are added.

BOSSIER PARISH – Annual Listing of Federally Obligated Projects for Fiscal Year 2020 (Highway)

WBS Element	Project Description	% Fed Share	Federal Funds Amount	State Funds Amount	Converted Funds Amount	Local Funds Amount	Advance Construction Funds	Flex Match Amount	Other funds	Total of all funds	FHWA Transaction Date	FHWA Auth Date	Fed Program Code Description
H.000118.6	BAYOU FIFI BRIDGE (HBI)	80	-513,182.31	-128,295.58	0.00	0.00	0.00	0.00	0.00	-641,477.89	10/9/2019	5/30/2019	SURFACE TRANSP BLOCK GRFS-FLEX
H.001635.2	FOX SKIN BAYOU BRIDGE	80	-110.78	-27.69	0.00	0.00	0.00	0.00	0.00	-138.47	12/5/2019	3/30/2011	HWY BRIDGE PROG 85% ON/OFF
H.001635.3	FOX SKIN BAYOU BRIDGE	80	-98,342.52	-24,585.63	0.00	0.00	0.00	0.00	0.00	-122,928.15	12/5/2019	3/30/2011	HWY BRIDGE PROG 85% ON/OFF
H.001635.4	FOX SKIN BAYOU BRIDGE	80	-956,858.62	-239,214.66	0.00	0.00	0.00	0.00	0.00	-1,196,073.28	12/5/2019	1/19/2012	HWY BRIDGE PROG 85% ON/OFF
H.001635.6	FOX SKIN BAYOU BRIDGE	80	-41,631.12	-10,407.78	0.00	0.00	0.00	0.00	0.00	-52,038.90	12/5/2019	7/23/2012	REDISTRIBUTE CERTAIN AUTH FUNDS
H.001779.2	JIMMIE DAVIS BRIDGE (LA 511) (HBI)	80	4,326.60	1,081.65	0.00	0.00	0.00	0.00	0.00	5,408.25	1/2/2020	3/7/2013	NATIONAL HIGHWAY PERF FAST
H.001779.2	JIMMIE DAVIS BRIDGE (LA 511) (HBI)	80	8,000.00	2,000.00	0.00	0.00	0.00	0.00	0.00	10,000.00	7/14/2020	3/7/2013	NATIONAL HIGHWAY PERF FAST
H.001795.2	RED CHUTE AND OLD CHANNEL BRIDGES	80	-4,343.93	-1,085.98	0.00	0.00	0.00	0.00	0.00	-5,429.91	1/30/2020	11/21/2011	STP-FLEX - SAFETEA-LU
H.001795.3	RED CHUTE AND OLD CHANNEL BRIDGES	80	-84,384.84	-21,096.21	0.00	0.00	0.00	0.00	0.00	-105,481.05	1/30/2020	2/25/2015	SURFACE TRANS FLEX S-LU EXT
H.001795.4	RED CHUTE AND OLD CHANNEL BRIDGES	100	-167,764.36	0.00	0.00	0.00	0.00	0.00	0.00	-167,764.36	1/30/2020	6/2/2015	STP-FLEX
H.001795.5	RED CHUTE AND OLD CHANNEL BRIDGES	80	-7,826.80	-1,956.70	0.00	0.00	0.00	0.00	0.00	-9,783.50	1/30/2020	11/21/2011	STP-FLEX
H.001795.6	RED CHUTE AND OLD CHANNEL BRIDGES	80	-2,023.34	-505.82	0.00	0.00	0.00	0.00	0.00	-2,529.16	1/30/2020	7/9/2015	REDISTRIB FUNDS - S-LU EXT
H.003370.6	I-220/1-20 INTERCHANGE IMP & BAFB ACCESS	100	5,204,737.87	0.00	0.00	0.00	0.00	1,040,947.58	0.00	5,204,737.87	8/26/2020	4/18/2019	NATIONAL HIGHWAY PERF FAST
H.003370.6	I-220/1-20 INTERCHANGE IMP & BAFB ACCESS	100	-4,806,844.94	0.00	0.00	0.00	0.00	-961,368.99	0.00	-4,806,844.94	8/26/2020	4/18/2019	NATIONAL HIGHWAY PERF FAST
H.003370.6	I-220/1-20 INTERCHANGE IMP & BAFB ACCESS	100	0.00	0.00	500,000.00	0.00	-500,000.00	-100,000.00	0.00	-500,000.00	8/5/2020	4/18/2019	NATIONAL HIGHWAY PERF FAST
H.003370.6	I-220/1-20 INTERCHANGE IMP & BAFB ACCESS	100	500,000.00	0.00	0.00	0.00	0.00	100,000.00	0.00	500,000.00	8/5/2020	4/18/2019	STP >200K - SAFETEA-LU
H.003370.6	I-220/1-20 INTERCHANGE IMP & BAFB ACCESS	100	0.00	0.00	0.00	0.00	316,168.42	63,233.67	0.00	316,168.42	4/20/2020	4/18/2019	NATIONAL HIGHWAY PERF FAST
H.003370.6	I-220/1-20 INTERCHANGE IMP & BAFB ACCESS	100	0.00	0.00	0.00	0.00	0.00	196,050.00	0.00	0.00	4/20/2020	4/18/2019	NATIONAL HIGHWAY PERF FAST
H.003370.6	I-220/1-20 INTERCHANGE IMP & BAFB ACCESS	100	0.00	0.00	0.00	0.00	3,341.70	-245,581.66	0.00	3,341.70	4/20/2020	4/18/2019	NATIONAL HIGHWAY PERF FAST
H.003370.6	I-220/1-20 INTERCHANGE IMP & BAFB ACCESS	100	0.00	0.00	0.00	0.00	0.00	246,250.00	0.00	0.00	4/20/2020	4/18/2019	NATIONAL HWY PERFORM PROG
H.003370.6	I-220/1-20 INTERCHANGE IMP & BAFB ACCESS	100	0.00	0.00	0.00	0.00	17,820.15	3,564.03	0.00	17,820.15	3/16/2020	4/18/2019	NATIONAL HIGHWAY PERF FAST
H.003370.6	I-220/1-20 INTERCHANGE IMP & BAFB ACCESS	100	0.00	0.00	0.00	0.00	61,951.52	12,390.32	0.00	61,951.52	3/5/2020	4/18/2019	NATIONAL HIGHWAY PERF FAST
H.003370.6	I-220/1-20 INTERCHANGE IMP & BAFB ACCESS	100	4,925,000.00	0.00	4,925,000.00	0.00	0.00	1,231,250.00	0.00	4,925,000.00	12/18/2019	4/18/2019	NATIONAL HIGHWAY PERF FAST
H.003370.6	I-220/1-20 INTERCHANGE IMP & BAFB ACCESS	100	2,921,000.00	0.00	3,921,000.00	0.00	-3,921,000.00	-396,050.00	0.00	-1,000,000.00	12/18/2019	4/18/2019	NATIONAL HIGHWAY PERF FAST
H.003370.6	I-220/1-20 INTERCHANGE IMP & BAFB ACCESS	100	0.00	0.00	0.00	0.00	-4,925,000.00	1,231,250.00	0.00	-4,925,000.00	12/18/2019	4/18/2019	NATIONAL HWY PERFORM PROG
H.003370.6	I-220/1-20 INTERCHANGE IMP & BAFB ACCESS	100	1,000,000.00	0.00	0.00	0.00	0.00	200,000.00	0.00	1,000,000.00	12/18/2019	4/18/2019	STP- URBANIZED AREAS S-LU EXT
H.003370.6	I-220/1-20 INTERCHANGE IMP & BAFB ACCESS	100	0.00	0.00	0.00	0.00	-182,235.00	-36,447.00	0.00	-182,235.00	10/30/2019	4/18/2019	NATIONAL HWY PERFORM PROG
H.003370.6	I-220/1-20 INTERCHANGE IMP & BAFB ACCESS	100	0.00	0.00	0.00	0.00	-364,470.00	-72,894.00	0.00	-364,470.00	10/30/2019	4/18/2019	NATIONAL HIGHWAY PERF FAST

WBS Element	Project Description	% Fed Share	Federal Funds Amount	State Funds Amount	Converted Funds Amount	Local Funds Amount	Advance Construction Funds	Flex Match Amount	Other funds	Total of all funds	FHWA Transaction Date	FHWA Auth Date	Fed Program Code Description
H.003370.6	I-220/1-20 INTERCHANGE IMP & BAFB ACCESS	100	0.00	0.00	0.00	0.00	546,705.00	109,341.00	0.00	546,705.00	10/30/2019	4/18/2019	NATIONAL HIGHWAY PERF FAST
H.003854.6	SWAN LAKE RD (I-220 TO FLAT RIVER)	80	234.53	2.79	0.00	55.84	0.00	0.00	0.00	293.16	10/23/2019	9/13/2017	STBG - URBANIZED >200K FAST
H.003854.6	SWAN LAKE RD (I-220 TO FLAT RIVER)	80	439,347.66	23,890.26	0.00	2,045,239.07	0.00	0.00	0.00	2,508,476.99	6/24/2020	9/13/2017	STBG - URBANIZED >200K FAST
H.006738.6	KIDS ON THE MOVE! (PHASE III)	100	-12,159.46	0.00	0.00	0.00	0.00	0.00	0.00	-12,159.46	8/19/2020	2/14/2011	SRTS INFRASTRUCTURE - S-LU EXT
H.009945.5	KORAN DOYLIN RD. BRIDGE / CLARKE BAYOU	80	-2,872.24	-574.45	0.00	0.00	0.00	0.00	0.00	-3,446.69	6/17/2020	5/3/2012	HWY BRIDGE PROG-OFF - SAFETEA-LU
H.009945.5	KORAN DOYLIN RD. BRIDGE / CLARKE BAYOU	80	0.00	0.00	0.00	0.00	0.00	0.00	0.00	0.00	6/17/2020	5/3/2012	HWY BRIDGE PROG 15% OFF S-LU EXT
H.009945.6	KORAN DOYLIN RD. BRIDGE / CLARKE BAYOU	80	-54,405.29	-10,881.06	0.00	0.00	0.00	0.00	0.00	-65,286.35	6/17/2020	9/10/2014	STP OFF-SYSTEM BRIDGE
H.009945.6	KORAN DOYLIN RD. BRIDGE / CLARKE BAYOU	80	0.00	0.00	0.00	0.00	0.00	0.00	0.00	0.00	6/17/2020	9/10/2014	STP OFF-SYSTEM BRIDGE
H.010299.6	US 80 EB: EASTWOOD TO WEBSTER PARISH LINE	80	-45,514.01	-11,378.50	0.00	0.00	0.00	0.00	0.00	-56,892.51	10/30/2019	11/1/2016	SURFACE TRANSP BLOCK GRFS-FLEX
H.010624.6	I220 PHASE2 SIGN UPGRADE - LA 538 TO I20	100	30,998.10	0.00	0.00	0.00	0.00	0.00	0.00	30,998.10	8/5/2020	6/6/2013	NATIONAL HWY PERFORM PROG
H.011241.6	I-20: AIRLINE DRIVE RAMP EXTENSION	90	-910.75	-108.69	0.00	0.00	0.00	0.00	0.00	-1,019.44	12/2/2019	4/9/2015	NATIONAL HIGHWAY PERF FAST
H.011484.6	US80: RED RIVER BR TEXAS ST REHAB (HBI)	80	772,048.55	34,141.34	0.00	0.00	0.00	0.00	158,870.80	965,060.69	4/15/2020	8/23/2018	NATIONAL HIGHWAY PERF FAST
H.011538.6	MOTORIST ASSISTANCE PATROL STATEWIDE	80	236,200.10	59,050.02	0.00	0.00	0.00	0.00	0.00	295,250.12	10/15/2019	6/29/2016	STBG - URBANIZED >200K FAST
H.011538.6	MOTORIST ASSISTANCE PATROL STATEWIDE	80	78,398.73	19,599.68	0.00	0.00	0.00	0.00	0.00	97,998.41	10/22/2019	6/29/2016	STBG - URBANIZED >200K FAST
H.011599.6	LA 529: LA 160 TO LA 2	80	1,124,599.96	49,731.77	0.00	0.00	0.00	0.00	231,418.22	1,405,749.95	5/18/2020	5/18/2020	SURFACE TRANSP BLOCK GRFS-FLEX
H.012426.1	SHREVEPORT MPO THOROUGHFARE PLAN	80	-13,598.66	0.00	0.00	-2,719.73	0.00	0.00	0.00	-16,318.39	6/17/2020	8/10/2016	STP >200K - SAFETEA-LU
H.012537.5	LA 154: RED CHUTE BAYOU BRIDGE	80	22,831.37	1,009.64	0.00	0.00	0.00	0.00	4,698.20	28,539.21	5/6/2020	5/6/2020	SURFACE TRANSP BLOCK GRFS-FLEX
H.012537.5	LA 154: RED CHUTE BAYOU BRIDGE	80	8,000.00	2,000.00	0.00	0.00	0.00	0.00	0.00	10,000.00	8/19/2020	5/6/2020	SURFACE TRANSP BLOCK GRFS-FLEX
H.012724.6	BOLINGER CUTOFF RD: UP-N OF PLAIN DEALING	100	-73,679.04	0.00	0.00	0.00	0.00	0.00	0.00	-73,679.04	6/17/2020	4/10/2017	HIGHWAY SAFETY IMP PROG FAST
H.012889.5	I20 REHAB (PINES ROAD TO I-220)	90	188,065.43	3,696.26	0.00	0.00	0.00	0.00	17,199.90	208,961.59	3/16/2020	11/13/2017	NATIONAL HWY PERFORM PROG
H.012889.5	I20 REHAB (PINES ROAD TO I-220)	90	43,881.82	862.46	0.00	0.00	0.00	0.00	4,013.30	48,757.58	4/7/2020	11/13/2017	NATIONAL HWY PERFORM PROG
H.012889.5	I20 REHAB (PINES ROAD TO I-220)	90	192,584.49	21,398.28	0.00	0.00	0.00	0.00	0.00	213,982.77	8/24/2020	11/13/2017	NATIONAL HWY PERFORM PROG
H.012889.5	I20 REHAB (PINES ROAD TO I-220)	90	932,320.09	103,591.12	0.00	0.00	0.00	0.00	0.00	1,035,911.21	9/9/2020	11/13/2017	NATIONAL HWY PERFORM PROG
H.013129.6	LINTON ROAD OVER BLACK BAYOU RESERVOIR	80	4,165,870.16	1,041,467.54	0.00	0.00	0.00	0.00	0.00	5,207,337.70	8/10/2020	8/10/2020	SURFACE TRANSP BLOCK GRFS-FLEX
H.013186.6	BOSSIER CITY RT: COLEMAN ST IMPROVEMENTS	80	295,307.90	3,515.57	0.00	70,311.41	0.00	0.00	0.00	369,134.88	7/9/2020	7/9/2020	STP >200K - SAFETEA-LU
H.013186.6	BOSSIER CITY RT: COLEMAN ST IMPROVEMENTS	80	1,554,474.54	68,741.58	0.00	697,793.56	0.00	0.00	0.00	2,321,009.68	7/9/2020	7/9/2020	SURFACE TRANSP BLOCK GRFS-FLEX
H.013245.6	MOTORIST ASSISTANCE PATROL (MAP)	80	84,645.86	21,161.47	0.00	0.00	0.00	0.00	0.00	105,807.33	9/18/2020	6/26/2018	NATIONAL HWY PERF EXEMPT FAST
H.013245.6	MOTORIST ASSISTANCE PATROL (MAP)	80	80,100.00	0.00	80,100.00	0.00	-80,100.00	0.00	0.00	0.00	1/13/2020	6/26/2018	NATIONAL HWY PERFORM PROG
H.013245.6	MOTORIST ASSISTANCE PATROL (MAP)	80	713,631.33	102,661.76	302,984.27	0.00	-302,984.27	0.00	0.00	513,308.82	1/13/2020	6/26/2018	STBG 5-200K POP FASTG
H.013245.6	MOTORIST ASSISTANCE PATROL (MAP)	80	1,343,098.31	0.00	1,343,098.31	0.00	-1,343,098.31	0.00	0.00	0.00	1/13/2020	6/26/2018	STBG - URBANIZED >200K FAST
H.013245.6	MOTORIST ASSISTANCE PATROL (MAP)	80	0.00	-102,661.76	410,647.06	0.00	-410,647.06	0.00	0.00	-513,308.82	1/13/2020	6/26/2018	STP - AREAS POPULATION >5K-200K

WBS Element	Project Description	% Fed Share	Federal Funds Amount	State Funds Amount	Converted Funds Amount	Local Funds Amount	Advance Construction Funds	Flex Match Amount	Other funds	Total of all funds	FHWA Transaction Date	FHWA Auth Date	Fed Program Code Description
H.013245.6	MOTORIST ASSISTANCE PATROL (MAP)	80	130,255.76	0.00	130,255.76	0.00	-130,255.76	0.00	0.00	0.00	1/13/2020	6/26/2018	STP - URBANIZED AREAS POP >200K
H.013245.6	MOTORIST ASSISTANCE PATROL (MAP)	80	1,232,091.25	0.00	1,232,091.25	0.00	-1,232,091.25	0.00	0.00	0.00	1/13/2020	6/26/2018	NATIONAL HIGHWAY PERF FAST
H.013252.4	US 80: TEXAS ST BRIDGE - FLAT RIVER	80	65,428.68	2,893.37	0.00	0.00	0.00	0.00	13,463.80	81,785.85	9/16/2020	9/4/2018	NATIONAL HWY PERF EXEMPT FAST
H.013375.6	D04-3/2016 FLOOD IN-HOUSE SHOULD REPAIR	80	-32,375.63	-8,093.91	0.00	0.00	0.00	0.00	0.00	-40,469.54	11/18/2019	3/7/2016	EMERGENCY RELIEF, FED AID HWY
H.013385.6	D04-3/2016 FLOOD IN-HOUSE DRAINAGE REP	100	-50,731.71	0.00	0.00	0.00	0.00	0.00	0.00	-50,731.71	11/18/2019	3/7/2016	EMERGENCY REL 2017 SUPPLEMENT
H.013581.6	I-20: US 80 OPASS - CRAWFORD ST OPASS	90	1,875,757.34	208,417.48	0.00	0.00	0.00	0.00	0.00	2,084,174.82	10/25/2019	7/11/2019	NATIONAL HIGHWAY PERF FAST
H.013893.6	I-20:I-220-I-220 & I-49:LA3132-I-20 RPM	100	45,714.19	0.00	0.00	0.00	0.00	0.00	0.00	45,714.19	8/24/2020	5/2/2019	NATL HWY PERFORM PROG (NHPP) EX
H.014044.1	US 80: INTERSECTION @ BELLEVUE RD	100	35,043.96	0.00	0.00	0.00	0.00	0.00	0.00	35,043.96	11/26/2019	11/26/2019	SEC 154 PENALTY-USE HSIP ACTIVITY
H.014044.1	US 80: INTERSECTION @ BELLEVUE RD	100	157,215.18	0.00	0.00	0.00	0.00	0.00	0.00	157,215.18	11/26/2019	11/26/2019	SEC 164 PENALTIES HSIP FAST
H.014471.6	LA 3105: KCS RR XING (BOSSIER CITY)	100	0.00	0.00	0.00	0.00	60,745.00	0.00	39,000.00	99,745.00	9/17/2020	9/17/2020	SURFACE TRANSP BLOCK GRFS-FLEX
H.014518.5	DISTRICT 04: INNOVATIVE GATE ARMS	80	53,405.00	13,351.25	0.00	0.00	0.00	0.00	0.00	66,756.25	9/24/2020	9/24/2020	TECH INNOVAT DEPLOY STIC FAST
H.972357.1	SHREVEPORT MPO TRANS PLAN SFYS 20/21	80	400,000.00	0.00	0.00	100,000.00	0.00	0.00	0.00	500,000.00	10/29/2019	10/29/2019	STP >200K - SAFETEA-LU
H.972357.1	SHREVEPORT MPO TRANS PLAN SFYS 20/21	80	-200,000.00	0.00	0.00	-50,000.00	0.00	0.00	0.00	-250,000.00	5/13/2020	10/29/2019	STP >200K - SAFETEA-LU
H.972357.1	SHREVEPORT MPO TRANS PLAN SFYS 20/21	80	200,000.00	50,000.00	0.00	0.00	0.00	0.00	0.00	250,000.00	5/13/2020	10/29/2019	STATEWIDE PLANNING FAST
H.972357.1	SHREVEPORT MPO TRANS PLAN SFYS 20/21	80	200,000.00	0.00	0.00	50,000.00	0.00	0.00	0.00	250,000.00	7/13/2020	10/29/2019	STP >200K - SAFETEA-LU
H.972357.1	SHREVEPORT MPO TRANS PLAN SFYS 20/21	80	200,000.00	50,000.00	0.00	0.00	0.00	0.00	0.00	250,000.00	7/13/2020	10/29/2019	STATEWIDE PLANNING FAST
H.972382.1	PL MPO'S 7/1/20-6/30/21	80	5,649,080.00	0.00	0.00	1,412,270.00	0.00	0.00	0.00	7,061,350.00	9/14/2020	6/29/2020	METROPOLITAN PLANNING FAST
GRAND TOTALS			29,944,134.41	1,323,390.87	12,845,176.65	4,322,950.15	-12,385,149.86	159,434.95	468,664.22	23,673,989.79			

CADDO PARISH – Annual Listing of Federally Obligated Projects for Fiscal Year 2020 (Highway)

WBS Element	Project Description	% Fed Share	Federal Funds Amount	State Funds Amount	Converted Funds Amount	Local Funds Amount	Advance Construction Funds	Flex Match Amount	Other funds	Total of all funds	FHWA Transaction Date	FHWA Auth Date	Fed Program Code Description
H.000101.6	U. P. RAILROAD OVERPASS NEAR GREENWOOD	80	-1,064.33	-266.08	0.00	0.00	0.00	0.00	0.00	-1,330.41	10/15/2019	9/17/2012	SURFACE TRANSP BLOCK GRFS-FLEX
H.000102.2	CROSS BAYOU AND RELIEF BRIDGES	80	-2,790.93	-697.73	0.00	0.00	0.00	0.00	0.00	-3,488.66	12/2/2019	7/30/2012	HWY BRIDGE PROG-ON/OFF - SAFETEA-LU
H.000102.3	CROSS BAYOU AND RELIEF BRIDGES	80	-31,232.55	-7,808.14	0.00	0.00	0.00	0.00	0.00	-39,040.69	12/2/2019	7/30/2012	HWY BRIDGE PROG 85% ON/OFF S-LU EXT
H.000102.4	CROSS BAYOU AND RELIEF BRIDGES	80	-135,432.69	-33,858.17	0.00	0.00	0.00	0.00	0.00	-169,290.86	12/2/2019	8/7/2012	HWY BRIDGE PROG 85% ON/OFF S-LU EXT
H.000102.6	CROSS BAYOU AND RELIEF BRIDGES	80	-181,981.53	-45,495.38	0.00	0.00	0.00	0.00	0.00	-227,476.91	12/2/2019	7/23/2013	SURFACE TRANSP BLOCK GRFS-FLEX
H.001166.3	CADDO LAKE BRIDGE (HBI)	80	29,157.60	7,289.40	0.00	0.00	0.00	0.00	0.00	36,447.00	8/10/2020	8/10/2020	NATIONAL HWY PERFORM PROG (NHPP)
H.001166.5	CADDO LAKE BRIDGE (HBI)	80	3,840.06	960.01	0.00	0.00	0.00	0.00	0.00	4,800.07	10/16/2019	8/11/2015	SURFACE TRANSP BLOCK GRFS-FLEX

WBS Element	Project Description	% Fed Share	Federal Funds Amount	State Funds Amount	Converted Funds Amount	Local Funds Amount	Advance Construction Funds	Flex Match Amount	Other funds	Total of all funds	FHWA Transaction Date	FHWA Auth Date	Fed Program Code Description
H.001166.5	CADD O LAKE BRIDGE (HBI)	80	8,000.00	2,000.00	0.00	0.00	0.00	0.00	0.00	10,000.00	7/21/2020	8/11/2015	SURFACE TRANSP BLOCK GRFS-FLEX
H.001166.5	CADD O LAKE BRIDGE (HBI)	80	9,729.89	2,432.47	0.00	0.00	0.00	0.00	0.00	12,162.36	8/24/2020	8/11/2015	SURFACE TRANSP BLOCK GRFS-FLEX
H.001661.2	BLACK BAYOU BRIDGE	80	8,000.00	2,000.00	0.00	0.00	0.00	0.00	0.00	10,000.00	8/13/2020	9/14/2012	SURFACE TRANS FLEX S-LU EXT
H.001661.5	BLACK BAYOU BRIDGE	80	4,174.34	1,043.58	0.00	0.00	0.00	0.00	0.00	5,217.92	12/12/2019	9/14/2012	REDISTRIB CERTAIN AUTH FAST
H.001661.5	BLACK BAYOU BRIDGE	80	5,922.42	1,480.61	0.00	0.00	0.00	0.00	0.00	7,403.03	1/2/2020	9/14/2012	REDISTRIB CERTAIN AUTH FAST
H.001661.5	BLACK BAYOU BRIDGE	80	5,469.16	1,367.29	0.00	0.00	0.00	0.00	0.00	6,836.45	1/8/2020	9/14/2012	REDISTRIB CERTAIN AUTH FAST
H.001661.6	BLACK BAYOU BRIDGE	80	3,775,198.78	943,799.69	0.00	0.00	0.00	0.00	0.00	4,718,998.47	1/29/2020	1/29/2020	SURFACE TRANSP BLOCK GRFS-FLEX
H.001661.6	BLACK BAYOU BRIDGE	80	-235,167.57	-58,791.89	0.00	0.00	0.00	0.00	0.00	-293,959.46	4/8/2020	1/29/2020	SURFACE TRANSP BLOCK GRFS-FLEX
H.001779.2	JIMMIE DAVIS BRIDGE (LA 511) (HBI)	80	4,326.60	1,081.65	0.00	0.00	0.00	0.00	0.00	5,408.25	1/2/2020	3/7/2013	NATIONAL HIGHWAY PERF FAST
H.001779.2	JIMMIE DAVIS BRIDGE (LA 511) (HBI)	80	8,000.00	2,000.00	0.00	0.00	0.00	0.00	0.00	10,000.00	7/14/2020	3/7/2013	NATIONAL HIGHWAY PERF FAST
H.002941.6	I-49 LANDSCAPING INTERCHANGES	95	149,266.94	1,328.98	0.00	6,579.11	0.00	19,737.34	0.00	157,175.03	6/16/2020	9/19/2016	STP- ENHANCEMENT RE
H.002941.6	I-49 LANDSCAPING INTERCHANGES	95	589,618.77	0.00	0.00	31,032.57	0.00	0.00	0.00	620,651.34	6/16/2020	9/19/2016	STP- ENHANCEMENT S-LU EXT
H.002941.6	I-49 LANDSCAPING INTERCHANGES	95	-589,618.77	0.00	0.00	-31,032.57	0.00	0.00	0.00	-620,651.34	6/12/2020	9/19/2016	STP- ENHANCEMENT S-LU EXT
H.003502.6	I-49 NORTH (LA 2 TO PARISH RD)SEG C	80	17,922.06	4,480.51	0.00	0.00	0.00	0.00	0.00	22,402.57	12/30/2019	4/22/2008	REDISTRIB CERTAIN AUTH FAST
H.003502.6	I-49 NORTH (LA 2 TO PARISH RD)SEG C	80	18,002.16	4,500.54	0.00	0.00	0.00	0.00	0.00	22,502.70	2/27/2020	4/22/2008	REDISTRIB CERTAIN AUTH FAST
H.003502.6	I-49 NORTH (LA 2 TO PARISH RD)SEG C	80	7,192.20	1,798.05	0.00	0.00	0.00	0.00	0.00	8,990.25	7/14/2020	4/22/2008	REDISTRIB CERTAIN AUTH FAST
H.003502.6	I-49 NORTH (LA 2 TO PARISH RD)SEG C	80	9,840.90	2,460.22	0.00	0.00	0.00	0.00	0.00	12,301.12	12/4/2019	4/22/2008	REDISTRIB CERTAIN AUTH FAST
H.003915.5	I-49 INNER CITY CONNECTOR	80	1,260,000.00	15,000.00	0.00	0.00	0.00	0.00	300,000.00	1,575,000.00	6/17/2020	9/18/2013	STP - URBANIZED AREAS W/ POP >200K
H.006447.1	I-69: SIU 14 JCT I-20 TO US 82	100	21,204.53	0.00	0.00	0.00	0.00	0.00	0.00	21,204.53	2/5/2020	9/1/2001	SURFACE TRANSPORTATION PROJECTS
H.006447.1	I-69: SIU 14 JCT I-20 TO US 82	100	-1,908.50	0.00	0.00	0.00	0.00	0.00	0.00	-1,908.50	7/13/2020	9/1/2001	SURFACE TRANSPORTATION PROJECTS
H.006474.1	SHREVEPORT IMMEDIATE ITS PHASE 2B	80	-11,135.39	-2,783.85	0.00	0.00	0.00	0.00	0.00	-13,919.24	2/18/2020	3/1/2018	NATIONAL HIGHWAY PERF FAST
H.009475.6	LA 538: ROUNDABOUT AT RAVENDALE	100	-9,999.35	0.00	0.00	0.00	0.00	0.00	0.00	-9,999.35	12/2/2019	11/16/2015	HWY SAFETY IMPROVEMENT PROG (HSIP)
H.009575.6	I-20: TX S/L- 0.44 MI E OF MONKHOUSE DR.	90	905,288.54	100,587.62	0.00	0.00	0.00	0.00	0.00	1,005,876.16	12/2/2019	8/11/2017	NATIONAL HIGHWAY PERF FAST
H.010060.5	BLANCHARD FURRH ROAD / CHOCTAW BAYOU	80	-5,445.88	-1,361.47	0.00	0.00	0.00	0.00	0.00	-6,807.35	10/30/2019	6/26/2012	STP OFF-SYSTEM BRIDGE
H.010060.6	BLANCHARD FURRH ROAD / CHOCTAW BAYOU	80	-244,025.95	-61,006.49	0.00	0.00	0.00	0.00	0.00	-305,032.44	10/30/2019	9/11/2017	STP OFF-SYSTEM BRIDGE
H.010278.6	LA 173: JCT HEARNE AVE TO JCT I-220	80	-130,430.95	-32,607.74	0.00	0.00	0.00	0.00	0.00	-163,038.69	10/30/2019	3/7/2017	SURFACE TRANSP BLOCK GRFS-FLEX
H.010428.6	US 71: I-20 TO HEARNE AVE	80	-376,926.62	-94,231.66	0.00	0.00	0.00	0.00	0.00	-471,158.28	10/30/2019	10/24/2016	NATIONAL HIGHWAY PERF FAST
H.010686.6	LA 169: KCS RR XING (CADD O)	100	-13.31	0.00	0.00	0.00	0.00	0.00	0.00	-13.31	11/25/2019	11/1/2013	RAIL HWY PROT DEV - SAFETEA-LU
H.011028.6	UP SEVERAL RR XINGS (CADD O)	90	-179,211.15	-2,864.62	0.00	-17,047.74	0.00	0.00	0.00	-199,123.51	6/15/2020	11/13/2014	RL HWY PROTECT DEV S-LU EXT
H.011094.5	LA 3094: HEARNE AV BR REHAB	80	8,000.00	2,000.00	0.00	0.00	0.00	0.00	0.00	10,000.00	8/5/2020	3/20/2015	NATIONAL HWY PERFORM PROG (NHPP)
H.011111.6	I-49 NORTH, SEGMENT K - PHASE 2	80	21,709.50	5,427.38	0.00	0.00	0.00	0.00	0.00	27,136.88	8/5/2020	3/4/2014	NATIONAL HWY PERF EXEMPT FAST

WBS Element	Project Description	% Fed Share	Federal Funds Amount	State Funds Amount	Converted Funds Amount	Local Funds Amount	Advance Construction Funds	Flex Match Amount	Other funds	Total of all funds	FHWA Transaction Date	FHWA Auth Date	Fed Program Code Description
H.011111.6	I-49 NORTH, SEGMENT K - PHASE 2	80	8,000.00	2,000.00	0.00	0.00	0.00	0.00	0.00	10,000.00	7/23/2020	3/4/2014	NATIONAL HWY PERF EXEMPT FAST
H.011111.6	I-49 NORTH, SEGMENT K - PHASE 2	80	16,000.00	4,000.00	0.00	0.00	0.00	0.00	0.00	20,000.00	4/9/2020	3/4/2014	NATIONAL HWY PERF EXEMPT FAST
H.011111.6	I-49 NORTH, SEGMENT K - PHASE 2	80	5,892.10	1,473.03	0.00	0.00	0.00	0.00	0.00	7,365.13	2/26/2020	3/4/2014	NATIONAL HWY PERF EXEMPT FAST
H.011111.6	I-49 NORTH, SEGMENT K - PHASE 2	80	4,031.28	1,007.82	0.00	0.00	0.00	0.00	0.00	5,039.10	1/8/2020	3/4/2014	NATIONAL HWY PERF EXEMPT FAST
H.011111.6	I-49 NORTH, SEGMENT K - PHASE 2	80	4,012.14	1,003.03	0.00	0.00	0.00	0.00	0.00	5,015.17	12/12/2019	3/4/2014	NATIONAL HWY PERF EXEMPT FAST
H.011111.6	I-49 NORTH, SEGMENT K - PHASE 2	80	9,993.82	2,498.45	0.00	0.00	0.00	0.00	0.00	12,492.27	10/22/2019	3/4/2014	NATIONAL HWY PERF EXEMPT FAST
H.011112.6	LA 1: UP RR XING (CADD)	100	0.00	0.00	0.00	0.00	52,159.84	0.00	0.00	52,159.84	10/24/2019	10/24/2019	SURFACE TRANSP BLOCK GRFS-FLEX
H.011449.6	GREENWOOD REST AREA RENOVATIONS	90	500.51	55.61	0.00	0.00	0.00	0.00	0.00	556.12	10/15/2019	1/8/2018	NATIONAL HWY PERF EXEMPT FAST
H.011449.6	GREENWOOD REST AREA RENOVATIONS	90	23,163.36	2,573.71	0.00	0.00	0.00	0.00	0.00	25,737.07	10/22/2019	1/8/2018	NATIONAL HWY PERF EXEMPT FAST
H.011449.6	GREENWOOD REST AREA RENOVATIONS	90	6,874.49	763.83	0.00	0.00	0.00	0.00	0.00	7,638.32	1/2/2020	1/8/2018	NATIONAL HWY PERF EXEMPT FAST
H.011449.6	GREENWOOD REST AREA RENOVATIONS	90	4,944.93	549.44	0.00	0.00	0.00	0.00	0.00	5,494.37	2/26/2020	1/8/2018	NATIONAL HWY PERF EXEMPT FAST
H.011449.6	GREENWOOD REST AREA RENOVATIONS	90	8,000.00	2,000.00	0.00	0.00	0.00	0.00	0.00	10,000.00	7/7/2020	1/8/2018	NATIONAL HWY PERF EXEMPT FAST
H.011449.6	GREENWOOD REST AREA RENOVATIONS	90	9,000.00	1,000.00	0.00	0.00	0.00	0.00	0.00	10,000.00	7/20/2020	1/8/2018	NATIONAL HWY PERF EXEMPT FAST
H.011449.6	GREENWOOD REST AREA RENOVATIONS	90	9,070.96	2,267.74	0.00	0.00	0.00	0.00	0.00	11,338.70	8/24/2020	1/8/2018	NATIONAL HWY PERF EXEMPT FAST
H.012005.1	US80: KCS RR OVERPASS (HBI)	80	6,910.27	1,727.56	0.00	0.00	0.00	0.00	0.00	8,637.83	7/14/2020	10/26/2018	SURFACE TRANSP BLOCK GRFS-FLEX
H.012005.1	US80: KCS RR OVERPASS (HBI)	80	9,829.06	2,457.26	0.00	0.00	0.00	0.00	0.00	12,286.32	11/17/2019	10/26/2018	SURFACE TRANSP BLOCK GRFS-FLEX
H.012006.5	LA 1: PRAIRIE RIVER BRIDGE	80	15,068.65	3,767.16	0.00	0.00	0.00	0.00	0.00	18,835.81	11/7/2019	11/7/2019	SURFACE TRANSP BLOCK GRFS-FLEX
H.012006.5	LA 1: PRAIRIE RIVER BRIDGE	80	4,921.65	1,230.41	0.00	0.00	0.00	0.00	0.00	6,152.06	2/5/2020	11/7/2019	SURFACE TRANSP BLOCK GRFS-FLEX
H.012006.5	LA 1: PRAIRIE RIVER BRIDGE	80	8,000.00	2,000.00	0.00	0.00	0.00	0.00	0.00	10,000.00	7/14/2020	11/7/2019	SURFACE TRANSP BLOCK GRFS-FLEX
H.012006.5	LA 1: PRAIRIE RIVER BRIDGE	80	60,161.85	15,040.46	0.00	0.00	0.00	0.00	0.00	75,202.31	8/20/2020	11/7/2019	SURFACE TRANSP BLOCK GRFS-FLEX
H.012009.1	US 71: MARKET ST BRIDGE OVER ICG RR(HBI)	80	-22,977.30	-4,595.46	0.00	0.00	0.00	0.00	0.00	-27,572.76	6/17/2020	8/28/2017	NATIONAL HIGHWAY PERF FAST
H.012028.1	I 20:LAKE SHORE DRIVE/KCS OVERPASS REHAB	90	18,000.00	2,000.00	0.00	0.00	0.00	0.00	0.00	20,000.00	4/22/2020	9/17/2019	NATIONAL HIGHWAY PERF FAST
H.012193.6	I-20: EB ENTRANCE RAMP AT LA 169	90	-135,591.88	-15,065.77	0.00	0.00	0.00	0.00	0.00	-150,657.65	10/24/2019	9/14/2016	NATIONAL HIGHWAY PERF FAST
H.012309.3	LA 523: SIGHT DISTANCE AT STEWART DR	90	-7,500.28	-833.36	0.00	0.00	0.00	0.00	0.00	-8,333.64	10/28/2019	1/18/2017	HIGHWAY SAFETY IMP PROG FAST
H.012309.6	LA 523: SIGHT DISTANCE AT STEWART DR	90	-38,427.22	-4,269.69	0.00	0.00	0.00	0.00	0.00	-42,696.91	10/28/2019	3/21/2018	HWY SAFETY IMPROVEMENT PROG (HSIP)
H.012316.5	I-20: PEDESTRIAN OVERPASS REMOVAL	90	-14,469.19	-1,607.69	0.00	0.00	0.00	0.00	0.00	-16,076.88	3/12/2020	6/9/2016	IM - STEA03
H.012316.6	I-20: PEDESTRIAN OVERPASS REMOVAL	90	-5,173.07	-1,397.05	0.00	0.00	0.00	0.00	-51,422.54	-57,992.66	3/12/2020	11/14/2018	NATIONAL HIGHWAY PERF FAST
H.012426.1	SHREVEPORT MPO THOROUGHFARE PLAN	80	-13,598.66	0.00	0.00	-2,719.73	0.00	0.00	0.00	-16,318.39	6/17/2020	8/10/2016	STP >200K - SAFETEA-LU
H.012889.5	I20 REHAB (PINES ROAD TO I-220)	90	188,065.43	3,696.26	0.00	0.00	0.00	0.00	17,199.90	208,961.59	3/16/2020	11/13/2017	NATIONAL HWY PERFORM PROG (NHPP)
H.012889.5	I20 REHAB (PINES ROAD TO I-220)	90	43,881.82	862.46	0.00	0.00	0.00	0.00	4,013.30	48,757.58	4/7/2020	11/13/2017	NATIONAL HWY PERFORM PROG (NHPP)
H.012889.5	I20 REHAB (PINES ROAD TO I-220)	90	192,584.49	21,398.28	0.00	0.00	0.00	0.00	0.00	213,982.77	8/24/2020	11/13/2017	NATIONAL HWY PERFORM PROG (NHPP)

WBS Element	Project Description	% Fed Share	Federal Funds Amount	State Funds Amount	Converted Funds Amount	Local Funds Amount	Advance Construction Funds	Flex Match Amount	Other funds	Total of all funds	FHWA Transaction Date	FHWA Auth Date	Fed Program Code Description
H.012889.5	I20 REHAB (PINES ROAD TO I-220)	90	932,320.09	103,591.12	0.00	0.00	0.00	0.00	0.00	1,035,911.21	9/9/2020	11/13/2017	NATIONAL HWY PERFORM PROG (NHPP)
H.012965.6	LA 175: SABINE PL TO LA 346	80	480,318.48	120,079.62	0.00	0.00	0.00	0.00	0.00	600,398.10	7/22/2020	7/22/2020	SURFACE TRANSP BLOCK GRFS-FLEX
H.012979.6	LA 169: LONGWOOD TO MOORINGSPT	80	105,634.93	26,408.73	0.00	0.00	0.00	0.00	0.00	132,043.66	10/15/2019	6/5/2019	SURFACE TRANSP BLOCK GRFS-FLEX
H.013034.1	US 80: I-20 INTERCHANGE (GREENWOOD)	80	8,000.00	2,000.00	0.00	0.00	0.00	0.00	0.00	10,000.00	7/7/2020	10/26/2018	SURFACE TRANSP BLOCK GRFS-FLEX
H.013184.6	I-49: PAVEMENT MARKING REPLACEMENT VI	100	-111,642.86	0.00	0.00	0.00	0.00	0.00	0.00	-111,642.86	12/5/2019	12/4/2017	NATIONAL HIGHWAY PERF FAST
H.013389.6	CADDO PARISH BICYCLIST AWARENESS SIGNAGE	80	190,294.60	2,798.45	0.00	100,744.20	0.00	0.00	0.00	293,837.25	10/22/2019	10/21/2019	TAP - URBANIZED AREAS W/ POP >200K
H.013426.6	GRIMMETT DR PIPE REHAB	80	40,000.00	10,000.00	0.00	0.00	0.00	0.00	0.00	50,000.00	7/15/2020	5/14/2019	NATIONAL HIGHWAY PERF FAST
H.013890.6	LA 3132:I-20 - LA 523 PAVEMENT MARKINGS	100	800,313.36	0.00	0.00	0.00	0.00	0.00	0.00	800,313.36	4/1/2020	3/30/2020	NATIONAL HIGHWAY PERF FAST
H.013893.6	I-20:I-220-I-220 & I-49:LA3132-I-20 RPM	100	45,714.19	0.00	0.00	0.00	0.00	0.00	0.00	45,714.19	8/24/2020	5/2/2019	NATL HWY PERFORM PROG (NHPP)
H.014054.1	I-69 FRONTAGE ROAD (ELLERBE RD TO LA 1)	80	56,645.73	2,504.97	0.00	0.00	0.00	0.00	11,656.46	70,807.16	1/15/2020	1/15/2020	SURFACE TRANSPORTATION PROJECTS
H.014054.1	I-69 FRONTAGE ROAD (ELLERBE RD TO LA 1)	80	5,779.72	255.59	0.00	0.00	0.00	0.00	1,189.34	7,224.65	1/15/2020	1/15/2020	HIGH PRIORITY PROJECTS SEC 115
H.014060.3	LA 511: TURN LANES AT WALKER & KENNEDY	100	171,300.90	0.00	0.00	0.00	0.00	0.00	0.00	171,300.90	4/1/2020	4/1/2020	SEC 154 PENALTIES HSIP FAST
H.014060.3	LA 511: TURN LANES AT WALKER & KENNEDY	100	104,481.40	0.00	0.00	0.00	0.00	0.00	0.00	104,481.40	8/26/2020	4/1/2020	SEC 154 PENALTIES HSIP FAST
H.014229.5	CRAWFORD ROAD OVER TIGER BRANCH	80	43,829.70	10,957.43	0.00	0.00	0.00	0.00	0.00	54,787.13	7/27/2020	7/27/2020	STBG FAST OFF-SYSTEM BRIDGE
H.014518.5	DISTRICT 04: INNOVATIVE GATE ARMS	80	53,405.00	13,351.25	0.00	0.00	0.00	0.00	0.00	66,756.25	9/24/2020	9/24/2020	TECH INNOVAT DEPLOY STIC FAST
H.972357.1	SHREVEPORT MPO TRANS PLAN SFYS 2020/2021	80	400,000.00	0.00	0.00	100,000.00	0.00	0.00	0.00	500,000.00	10/29/2019	10/29/2019	STP >200K - SAFETEA-LU
H.972357.1	SHREVEPORT MPO TRANS PLAN SFYS 2020/2021	80	-200,000.00	0.00	0.00	-50,000.00	0.00	0.00	0.00	-250,000.00	5/13/2020	10/29/2019	STP >200K - SAFETEA-LU
H.972357.1	SHREVEPORT MPO TRANS PLAN SFYS 2020/2021	80	200,000.00	50,000.00	0.00	0.00	0.00	0.00	0.00	250,000.00	5/13/2020	10/29/2019	STATEWIDE PLANNING FAST
H.972357.1	SHREVEPORT MPO TRANS PLAN SFYS 2020/2021	80	200,000.00	0.00	0.00	50,000.00	0.00	0.00	0.00	250,000.00	7/13/2020	10/29/2019	STP >200K - SAFETEA-LU
H.972357.1	SHREVEPORT MPO TRANS PLAN SFYS 2020/2021	80	200,000.00	50,000.00	0.00	0.00	0.00	0.00	0.00	250,000.00	7/13/2020	10/29/2019	STATEWIDE PLANNING FAST
GRAND TOTALS			8,879,043.43	1,200,815.43		187,555.84	52,159.84	19,737.34	282,636.46	10,602,211.00			

DESOTO PARISH – Annual Listing of Federally Obligated Projects for Fiscal Year 2020 (Highway)

WBS Element	Project Description	% Fed Share	Federal Funds Amount	State Funds Amount	Converted Funds Amount	Local Funds Amount	Advance Construction Funds	Flex Match Amount	Other funds	Total of all funds	FHWA Transaction Date	FHWA Auth Date	Fed Program Code Description
H.000729.6	SABINE RIVER BR & APPR (LOGANSPT)	80	-1,163,326.82	-290,831.70	0.00	0.00	0.00	0.00	0.00	-1,454,158.52	10/24/2019	8/5/2013	SURFACE TRANSP BLOCK GRFS-FLEX
H.000730.3	SABINE RIVER BRIDGE (LOGANSPT)	80	18,910.72	4,727.68	0.00	0.00	0.00	0.00	0.00	23,638.40	2/6/2020	4/1/2010	HWY BRIDGE PROG 85% ON/OFF
H.000730.3	SABINE RIVER BRIDGE (LOGANSPT)	80	0.00	0.00	0.00	0.00	0.00	0.00	0.00	0.00	2/6/2020	4/1/2010	HWY BRIDGE PROG-ON/OFF
H.000730.3	SABINE RIVER BRIDGE (LOGANSPT)	80	-8,670.72	-2,167.68	0.00	0.00	0.00	0.00	0.00	-10,838.40	7/13/2020	4/1/2010	HWY BRIDGE PROG 85% ON/OFF

WBS Element	Project Description	% Fed Share	Federal Funds Amount	State Funds Amount	Converted Funds Amount	Local Funds Amount	Advance Construction Funds	Flex Match Amount	Other funds	Total of all funds	FHWA Transaction Date	FHWA Auth Date	Fed Program Code Description
H.000730.4	SABINE RIVER BRIDGE (LOGANSFORT)	80	0.00	0.00	0.00	0.00	0.00	0.00	0.00	0.00	2/6/2020	4/1/2010	HWY BRIDGE PROG-ON/OFF
H.001073.6	LA175: KCS RAILWAY OVERPASS	80	84,682.77	3,756.70	0.00	0.00	0.00	0.00	17,481.16	105,920.63	4/16/2020	6/13/2013	SURFACE TRANSP BLOCK GRFS-FLEX
H.001073.6	LA175: KCS RAILWAY OVERPASS	80	66,100.83	2,911.21	0.00	0.00	0.00	0.00	13,546.83	82,558.87	6/29/2020	6/13/2013	SURFACE TRANSP BLOCK GRFS-FLEX
H.001073.6	LA175: KCS RAILWAY OVERPASS	80	21,700.24	5,425.06	0.00	0.00	0.00	0.00	0.00	27,125.30	8/10/2020	6/13/2013	SURFACE TRANSP BLOCK GRFS-FLEX
H.001073.6	LA175: KCS RAILWAY OVERPASS	80	3,068.65	767.16	0.00	0.00	0.00	0.00	0.00	3,835.81	9/14/2020	6/13/2013	SURFACE TRANSP BLOCK GRFS-FLEX
H.001749.2	LA 5 REALIGNMENT AND CROSS SLOPE IMPROVE	90	3,406.18	-3,406.18	0.00	0.00	0.00	0.00	0.00	0.00	8/19/2020	7/3/2014	HIGHWAY SAFETY IMP PROG FAST
H.001749.3	LA 5 REALIGNMENT AND CROSS SLOPE IMPROVE	100	0.00	0.00	0.00	0.00	561,283.80	0.00	0.00	561,283.80	10/24/2019	10/24/2019	SEC 164 PENALTIES HSIP FAST
H.001749.3	LA 5 REALIGNMENT AND CROSS SLOPE IMPROVE	100	561,283.80	0.00	561,283.80	0.00	-561,283.80	0.00	0.00	0.00	1/13/2020	10/24/2019	SEC 164 PENALTIES HSIP FAST
H.001749.4	LA 5 REALIGNMENT AND CROSS SLOPE IMPROVE	100	66,819.50	0.00	0.00	0.00	0.00	0.00	0.00	66,819.50	1/22/2020	1/22/2020	SEC 154 PENALTIES HSIP FAST
H.001749.5	LA 5 REALIGNMENT AND CROSS SLOPE IMPROVE	90	13,210.58	1,467.84	0.00	0.00	0.00	0.00	0.00	14,678.42	10/15/2019	7/3/2014	HIGHWAY SAFETY IMP PROG FAST
H.001749.5	LA 5 REALIGNMENT AND CROSS SLOPE IMPROVE	90	4,002.23	444.69	0.00	0.00	0.00	0.00	0.00	4,446.92	5/26/2020	7/3/2014	STP OPT SAFETY - STEA03
H.001749.5	LA 5 REALIGNMENT AND CROSS SLOPE IMPROVE	90	9,451.85	1,050.21	0.00	0.00	0.00	0.00	0.00	10,502.06	9/11/2020	7/3/2014	HIGHWAY SAFETY IMP PROG FAST
H.001749.6	LA 5 REALIGNMENT AND CROSS SLOPE IMPROVE	100	2,954,440.27	0.00	0.00	0.00	0.00	0.00	0.00	2,954,440.27	5/21/2020	5/21/2020	SEC 154 PENALTIES HSIP FAST
H.001749.6	LA 5 REALIGNMENT AND CROSS SLOPE IMPROVE	100	-653,483.37	0.00	0.00	0.00	0.00	0.00	0.00	-653,483.37	7/9/2020	5/21/2020	SEC 154 PENALTIES HSIP FAST
H.009886.6	KCS (MANSFIELD)	90	-878.64	-16.95	0.00	0.00	0.00	0.00	-489.37	-1,384.96	1/22/2020	3/5/2013	RAIL HWY PROTECT DEV FAST
H.009886.6	KCS (MANSFIELD)	100	-2,500.00	0.00	0.00	0.00	0.00	0.00	0.00	-2,500.00	1/22/2020	3/5/2013	RAILWAY-HWY-PROTECTIVE DEVICES
H.009886.6	KCS (MANSFIELD)	90	3,378.64	66.40	0.00	0.00	0.00	0.00	309.00	3,754.04	1/8/2020	3/5/2013	RAIL HWY PROTECT DEV FAST
H.010212.4	LA 175: IMPROVEMENT BTWN US 84 & LA 509	90	186,973.11	20,774.79	0.00	0.00	0.00	0.00	0.00	207,747.90	12/4/2019	8/8/2016	HWY SAFETY IMPROVEMENT PROG
H.010212.6	LA 175: IMPROVEMENT BTWN US 84 & LA 509	90	83,943.54	9,327.06	0.00	0.00	0.00	0.00	0.00	93,270.60	5/18/2020	1/8/2018	HIGHWAY SAFETY IMP PROG FAST
H.010212.6	LA 175: IMPROVEMENT BTWN US 84 & LA 509	90	4,791.68	532.41	0.00	0.00	0.00	0.00	0.00	5,324.09	9/14/2020	1/8/2018	HIGHWAY SAFETY IMP PROG FAST
H.010285.4	LA 512 & LA 483: US 171 TO LA 175	80	214,020.67	9,464.37	0.00	44,040.80	0.00	0.00	0.00	267,525.84	12/16/2019	12/14/2017	STP-FLEX
H.010285.6	LA 512 & LA 483: US 171 TO LA 175	80	5,916,765.29	261,649.70	0.00	0.00	0.00	0.00	1,217,541.63	7,395,956.62	12/11/2019	12/11/2019	STBG <5K POP - FAST
H.010285.6	LA 512 & LA 483: US 171 TO LA 175	80	-293,745.03	-12,989.92	0.00	0.00	0.00	0.00	-60,446.34	-367,181.29	4/8/2020	12/11/2019	STBG <5K POP - FAST
H.010817.6	ROGERS FIELD AND MOUNCE ROAD BRIDGES	80	80,000.00	20,000.00	0.00	0.00	0.00	0.00	0.00	100,000.00	6/26/2020	11/5/2018	STBG FAST OFF-SYSTEM BRIDGE
H.012293.6	LA 5: LOGANSFORT TO THOMAS ROAD	80	226,103.89	9,998.71	0.00	0.00	0.00	0.00	46,527.26	282,629.86	8/4/2020	3/6/2018	STP <5K POPULATION S-LU EXT
H.012293.6	LA 5: LOGANSFORT TO THOMAS ROAD	80	80,000.00	20,000.00	0.00	0.00	0.00	0.00	0.00	100,000.00	6/8/2020	3/6/2018	STBG <5K POP - FAST
H.012293.6	LA 5: LOGANSFORT TO THOMAS ROAD	80	105,992.93	26,498.23	0.00	0.00	0.00	0.00	0.00	132,491.16	6/3/2020	3/6/2018	STP - AREAS W/ POPULATION <5K
H.012293.6	LA 5: LOGANSFORT TO THOMAS ROAD	80	6,064.52	1,516.13	0.00	0.00	0.00	0.00	0.00	7,580.65	6/3/2020	3/6/2018	STP <5K POPULATION RE
H.012293.6	LA 5: LOGANSFORT TO THOMAS ROAD	80	3,956.52	989.13	0.00	0.00	0.00	0.00	0.00	4,945.65	6/3/2020	3/6/2018	STP - AREAS W/ POPULATION <5K
H.012408.2	DISTRICT 04 BRIDGE HEADER REPAIR	80	-4,009.99	-1,002.50	0.00	0.00	0.00	0.00	0.00	-5,012.49	3/12/2020	11/1/2017	EMERGENCY REL 2017 SUPPLEMENT
H.012408.6	DISTRICT 04 BRIDGE HEADER REPAIR	80	-148,369.82	-37,092.46	0.00	0.00	0.00	0.00	0.00	-185,462.28	3/12/2020	12/4/2017	EMERGENCY REL 2017 SUPPLEMENT

WBS Element	Project Description	% Fed Share	Federal Funds Amount	State Funds Amount	Converted Funds Amount	Local Funds Amount	Advance Construction Funds	Flex Match Amount	Other funds	Total of all funds	FHWA Transaction Date	FHWA Auth Date	Fed Program Code Description
H.012965.6	LA 175: SABINE PL TO LA 346	80	480,318.48	120,079.62	0.00	0.00	0.00	0.00	0.00	600,398.10	7/22/2020	7/22/2020	SURFACE TRANSP BLOCK GRFS-FLEX
H.012976.6	LA 481: PARISH ROAD 539 TO US 84	80	-4,354.00	-1,088.50	0.00	0.00	0.00	0.00	7,441.50	1,999.00	11/4/2019	1/28/2019	SURFACE TRANSP BLOCK GRFS-FLEX
H.012976.6	LA 481: PARISH ROAD 539 TO US 84	80	7,403.08	-57,278.97	0.00	0.00	0.00	0.00	59,129.73	9,253.84	1/6/2020	1/28/2019	SURFACE TRANSP BLOCK GRFS-FLEX
H.012976.6	LA 481: PARISH ROAD 539 TO US 84	80	8,692.70	2,173.18	0.00	0.00	0.00	0.00	0.00	10,865.88	1/28/2020	1/28/2019	SURFACE TRANSP BLOCK GRFS-FLEX
H.012976.6	LA 481: PARISH ROAD 539 TO US 84	80	8,000.00	2,000.00	0.00	0.00	0.00	0.00	0.00	10,000.00	7/14/2020	1/28/2019	SURFACE TRANSP BLOCK GRFS-FLEX
H.014056.1	I-69 FRONTAGE ROAD (STONEWALL FRIERSON)	80	58,259.80	2,576.35	0.00	0.00	0.00	0.00	11,988.60	72,824.75	1/15/2020	1/15/2020	SURFACE TRANSPORTATION PROJ
H.014353.6	FRIERSON BAPT @ EAST ST: KCS RR (DESOTO)	100	0.00	0.00	0.00	0.00	41,273.18	0.00	0.00	41,273.18	9/21/2020	9/21/2020	HIGHWAY SAFETY IMP PROG FAST
GRAND TOTALS			9,002,404.08	122,321.77	561,283.80	44,040.80	41,273.18		1,313,030.00	10,523,069.83			

WEBSTER PARISH - Annual Listing of Federally Obligated Projects for Fiscal Year 2020 (Highway)

WBS Element	Project Description	% Fed Share	Federal Funds Amount	State Funds Amount	Converted Funds Amount	Local Funds Amount	Advance Construction Funds	Flex Match Amount	Other funds	Total of all funds	FHWA Transaction Date	FHWA Auth Date	Fed Program Code Description
H.001798.5	LA 531: BRIDGES NEAR DUBBERLY	80	16,000.00	4,000.00	0.00	0.00	0.00	0.00	0.00	20,000.00	7/20/2020	4/10/2012	NATIONAL HWY PERF EXEMPT FAST
H.003274.6	I-20: MP 41.0 - MP 58.0	100	-238,293.53	0.00	0.00	0.00	0.00	0.00	0.00	-238,293.53	10/9/2019	6/17/2014	NATIONAL HWY PERFORM PROG
H.009513.6	LA 164: JCT. LA 163 TO JCT. US 371	80	3,260,204.14	815,051.04	0.00	0.00	0.00	0.00	0.00	4,075,255.18	9/11/2020	9/11/2020	STBG <5K POP - FAST
H.010008.5	LA 532 OVER I-20 BRIDGE REPLACEMENT	80	5,150.79	1,287.70	0.00	0.00	0.00	0.00	0.00	6,438.49	10/22/2019	6/1/2015	STBG FAST OFF-SYSTEM BRIDGE
H.010008.5	LA 532 OVER I-20 BRIDGE REPLACEMENT	80	5,500.00	1,375.00	0.00	0.00	0.00	0.00	0.00	6,875.00	11/17/2019	6/1/2015	STBG FAST OFF-SYSTEM BRIDGE
H.010008.5	LA 532 OVER I-20 BRIDGE REPLACEMENT	80	9,196.19	2,299.05	0.00	0.00	0.00	0.00	0.00	11,495.24	2/10/2020	6/1/2015	STBG FAST OFF-SYSTEM BRIDGE
H.010008.6	LA 532 OVER I-20 BRIDGE REPLACEMENT	80	-32,818.48	-8,204.63	0.00	0.00	0.00	0.00	0.00	-41,023.11	12/16/2019	9/24/2019	NATIONAL HIGHWAY PERF FAST
H.010008.6	LA 532 OVER I-20 BRIDGE REPLACEMENT	80	75,213.04	-104,258.84	0.00	0.00	-2,981,255.96	0.00	-622,251.88	-3,632,553.64	12/16/2019	9/24/2019	STBG FAST OFF-SYSTEM BRIDGE
H.010008.6	LA 532 OVER I-20 BRIDGE REPLACEMENT	80	5,788,802.21	0.00	5,788,802.21	0.00	-5,788,802.21	0.00	0.00	0.00	1/29/2020	9/24/2019	STBG FAST OFF-SYSTEM BRIDGE
H.010008.6	LA 532 OVER I-20 BRIDGE REPLACEMENT	80	87,650.35	3,876.05	0.00	0.00	0.00	0.00	18,036.54	109,562.94	2/10/2020	9/24/2019	STBG FAST OFF-SYSTEM BRIDGE
H.010275.6	LA 792: CURVE IMPROVEMENT	90	-359.29	-39.92	0.00	0.00	0.00	0.00	0.00	-399.21	12/2/2019	4/7/2016	HWY SAFETY IMPROVEMENT PROG
H.010480.6	I-20: DIXIE INN -BIENVILLE P/L	90	-18,272.23	-2,030.25	0.00	0.00	0.00	0.00	0.00	-20,302.48	10/30/2019	9/4/2015	NATIONAL HWY PERFORM PROG
H.011539.5	PERCY BURNS ROAD / LITTLE CROOKED CREEK	80	-7,007.73	-1,751.93	0.00	0.00	0.00	0.00	0.00	-8,759.66	3/12/2020	11/20/2014	STP OFF-SYSTEM BRIDGE
H.011539.6	PERCY BURNS ROAD / LITTLE CROOKED CREEK	100	-8,656.61	0.00	0.00	0.00	0.00	-44,710.65	0.00	-8,656.61	3/12/2020	1/26/2018	STBG FAST OFF-SYSTEM BRIDGE
H.011539.6	PERCY BURNS ROAD / LITTLE CROOKED CREEK	100	10,000.00	0.00	0.00	0.00	0.00	2,000.00	0.00	10,000.00	7/23/2020	1/26/2018	STBG FAST OFF-SYSTEM BRIDGE
H.012030.5	US371: KCS RR OVERPASSES HBI	80	166,831.04	41,707.76	0.00	0.00	0.00	0.00	0.00	208,538.80	9/21/2020	9/21/2020	HWY INF 5K-200K STBG-EXEMPT
H.012049.6	I-20: WB EXIT RAMP EXTENSION AT MINDEN	90	9,000.00	1,000.00	0.00	0.00	0.00	0.00	0.00	10,000.00	8/19/2020	9/10/2018	NATIONAL HIGHWAY PERF FAST

WBS Element	Project Description	% Fed Share	Federal Funds Amount	State Funds Amount	Converted Funds Amount	Local Funds Amount	Advance Construction Funds	Flex Match Amount	Other funds	Total of all funds	FHWA Transaction Date	FHWA Auth Date	Fed Program Code Description
H.012049.6	I-20: WB EXIT RAMP EXTENSION AT MINDEN	90	3,589.13	-3,589.13	0.00	0.00	0.00	0.00	0.00	0.00	3/16/2020	9/10/2018	NATIONAL HWY PERF EXEMPT FAST
H.012049.6	I-20: WB EXIT RAMP EXTENSION AT MINDEN	90	4,927.51	547.50	0.00	0.00	0.00	0.00	0.00	5,475.01	3/16/2020	9/10/2018	NATIONAL HIGHWAY PERF FAST
H.012049.6	I-20: WB EXIT RAMP EXTENSION AT MINDEN	90	5,481.87	609.10	0.00	0.00	0.00	0.00	0.00	6,090.97	12/12/2019	9/10/2018	NATIONAL HWY PERF EXEMPT FAST
H.012049.6	I-20: WB EXIT RAMP EXTENSION AT MINDEN	90	12,751.10	3,187.78	0.00	0.00	0.00	0.00	0.00	15,938.88	10/28/2019	9/10/2018	NATIONAL HWY PERF EXEMPT FAST
H.012408.2	DISTRICT 04 BRIDGE HEADER REPAIR	80	-4,009.99	-1,002.50	0.00	0.00	0.00	0.00	0.00	-5,012.49	3/12/2020	11/1/2017	EMERGENCY REL 2017 SUPPLEMENT
H.012408.6	DISTRICT 04 BRIDGE HEADER REPAIR	80	-148,369.82	-37,092.46	0.00	0.00	0.00	0.00	0.00	-185,462.28	3/12/2020	12/4/2017	EMERGENCY REL 2017 SUPPLEMENT
H.012929.6	LA 159: 2000' N OF KIRKENS RD - ANGI RD	80	6,422.68	1,605.67	0.00	0.00	0.00	0.00	0.00	8,028.35	11/17/2019	2/7/2019	SURFACE TRANSP BLOCK GRTS-FLEX
H.012929.6	LA 159: 2000' N OF KIRKENS RD - ANGI RD	80	4,488.78	1,122.20	0.00	0.00	0.00	0.00	0.00	5,610.98	1/8/2020	2/7/2019	SURFACE TRANSP BLOCK GRTS-FLEX
H.012929.6	LA 159: 2000' N OF KIRKENS RD - ANGI RD	80	4,808.30	1,202.08	0.00	0.00	0.00	0.00	0.00	6,010.38	2/26/2020	2/7/2019	STP-FLEX - SAFETEA-LU
H.013002.6	LA 531: LA 792 TO LA 532	80	135,354.12	33,838.53	0.00	0.00	0.00	0.00	0.00	169,192.65	10/25/2019	6/21/2019	SURFACE TRANSP BLOCK GRTS-FLEX
H.013002.6	LA 531: LA 792 TO LA 532	80	40,000.00	10,000.00	0.00	0.00	0.00	0.00	0.00	50,000.00	7/20/2020	6/21/2019	SURFACE TRANSP BLOCK GRTS-FLEX
H.013111.5	DORCHEAT ROAD OVER CANEY CREEK	80	10,067.99	2,517.00	0.00	0.00	0.00	0.00	0.00	12,584.99	11/17/2019	1/31/2018	STBG FAST OFF-SYSTEM BRIDGE
H.013375.6	D04-3/2016 FLOOD IN-HOUSE SHOULD REPAIRS	80	-32,375.63	-8,093.91	0.00	0.00	0.00	0.00	0.00	-40,469.54	11/18/2019	3/7/2016	EMERGENCY RELIEF, FED AID HWY
H.013423.6	D04-3/2016 FLOOD IN-HOUSE SCOUR REPAIRS	100	-5,507.58	0.00	0.00	0.00	0.00	0.00	0.00	-5,507.58	11/18/2019	3/7/2016	EMERGENCY REL 2017 SUPPLEMENT
H.013581.6	I-20: US 80 OPASS - CRAWFORD ST OPASS	90	1,875,757.34	208,417.48	0.00	0.00	0.00	0.00	0.00	2,084,174.82	10/25/2019	7/11/2019	NATIONAL HIGHWAY PERF FAST
H.014081.6	US 371: TURN LANE EXTENSION AT US 80	80	301,767.65	75,441.91	0.00	0.00	0.00	0.00	0.00	377,209.56	9/21/2020	9/21/2020	STP-FLEX
GRAND TOTALS			11,343,293.34	1,043,022.28	5,788,802.21		-8,770,058.17	-42,710.65	-604,215.34	3,012,042.11			

Annual Listing of Federally Obligated Projects for Fiscal Year 2020 (Transit)

PROJECT NUMBER	PROJECT NAME	DESCRIPTION	FTA GRANT	TOTAL COST	FEDERAL SHARE	LOCAL SHARE
5307-2020-01	PREVENTIVE MAINTENANCE	OPERATIONS	53017	\$3,684,200.00	\$2,947,360.00	\$736,840.00
5307-2020-02	NON-FIXED ROUTE ADA PARATRANSIT SERVICE	OPERATIONS	5307	\$439,400.00	\$351,520.00	\$87,880.00
5307-2020-03	CONSTRUCT ENHANCED ADA	CAPITAL	5307	\$54,080.00	\$43,265.00	\$10,816.00
5307-2020-04	SUPPORT EQUIPMENT AND SVC VEH	CAPITAL	5307	\$249,675.46	\$199,740.15	\$49,935.31
5307-2020-05	BUS ROLLING STOCK	CAPITAL	5307	\$572,612.02	\$486,720.00	\$85,892.02
5307-2019-06	TRANSIT AMENITIES	OPERATIONS	5307	\$54,472.00	\$174,720.00	\$43,680.00
5307-2019-07	ACCESS/MOBILITY	OPERATIONS	5307	\$5,080,533.04	\$54,472.00	\$0.00
5339-2020-01	CONSTRUCT MULTIMODAL RES CENT	CAPITAL	5339	\$1,183,648.00	\$946,918.00	\$236,730.00
GRAND TOTALS				\$11,318,666.06	\$5,204,715.15	\$1,251,773.33

The Northwest Louisiana Council of Governments is an intergovernmental association of local governments established to assist in planning for common needs, cooperating for the mutual benefit, and coordinating for sound regional development. NLCOG's purpose is to strengthen both the individual and collective power of local governments and to help them recognize regional opportunities, eliminate unnecessary duplication, and make joint decisions for the benefit of the entire Northwest Louisiana community. This is achieved by developing and implementing constructive and workable policies and programs for solving area-wide problems. These issues include, but are not limited to, matters affecting transportation, economic, health, safety, welfare, education, and regional development issues.

NLCOG is funded by a variety of funding sources including federal grants from the U. S. Department of Transportation's Federal Highway Administration, and Federal Transit Administration, the Louisiana Department of Transportation and Development, as well as by NLCOG's local member governments.

P 318-841-5950

F 318-841-5952

625 Texas Street, Suite 200

Shreveport, LA 71101

www.nlcog.org

www.nlcoglistens.com

