

# Annual Listing of Federally Obligated Projects

Fiscal Year 2021



## *Disclaimer*

The preparation of this document was financed through grants from and disseminated under the sponsorship of the Federal Highway Administration, the Federal Transit Administration, the Louisiana Department of Transportation and Development, and the Northwest Louisiana Council of Governments. The United States Government and the State of Louisiana assume no liability for its contents or use thereof.

## *Non-Discrimination Statement*

The Northwest Louisiana Council of Governments (NLCOG) complies with the Americans with Disabilities Act of 1990, Section 504 of the Rehabilitation Act of 1973, Title VI of the Civil Rights Act of 1964, and other federal equal opportunity laws and, therefore, does not discriminate on the basis of race, sex, color, age, national origin, religion or disability, in admission to, access to, treatment in or operations of its programs, services, or activities. NLCOG does not discriminate in its hiring or employment practices.

Questions, concerns, complaints, or requests for additional information regarding the non-discrimination policies may be directed to the designated Title VI, ADA and Section 504 Compliance Coordinator:

Lisa M. Frazier  
Public Involvement Coordinator  
(318) 841-5950 (voice)  
lisa.frazier@nlcog.org  
625 Texas Street, Suite 200  
Shreveport, LA 71101

# Annual Listing of Federally Obligated Projects

---

Fiscal Year 2021

## Purpose of this Report

The Annual Listing of Obligated Projects is a requirement of metropolitan planning areas, per § 450.332:

- (a) In metropolitan planning areas, on an annual basis, no later than 90 calendar days following the end of the program year, the State, public transportation operator(s), and the MPO shall cooperatively develop a listing of projects (including investments in pedestrian walkways and bicycle transportation facilities) for which funds under 23 U.S.C. or 49 U.S.C. Chapter 53 were obligated in the preceding program year.
- (b) The listing shall be prepared in accordance with § 450.314(a) and shall include all federally funded projects authorized or revised to increase obligations in the preceding program year, and shall at a minimum include the TIP information under § 450.324(e)(1) and (4) and identify, for each project, the amount of Federal funds requested in the TIP, the Federal funding that was obligated during the preceding year, and the Federal funding remaining and available for subsequent years.
- (c) The listing shall be published or otherwise made available in accordance with the MPO's public participation criteria for the TIP.

The Northwest Louisiana Council of Governments (NLCOG) responds to the directive through this report. It lists all transportation projects in Northwest Louisiana that were obligated during NLCOG's fiscal year 2021 (July 1, 2020 – June 30, 2021). The Federal Highway Administration (FHWA) defines obligation as the federal government's legal commitment (promise) to pay or reimburse the states or other entities for the federal share of a project's eligible costs<sup>1</sup>. Thus, an obligated project

---

<sup>1</sup> Financing Federal Aid Highways Glossary. <http://www.fhwa.dot.gov/reports/fifahiw/ffahappa.htm>. May 10, 2011.

is one that has been approved by the federal government for reimbursement, though not necessarily reimbursed yet. Obligated projects were not necessarily initiated or completed in this year. The obligated project cost reflected in this report also may not equal final project cost.

## Background

NLCOG is the Metropolitan Planning Organization (MPO) for the Shreveport – Bossier urbanized area. Every metropolitan area with a population of more than 50,000 persons has a designated MPO to qualify for federal highway and transit funding. NLCOG, acting in its capacity as the MPO, has responsibility for planning, programming, and coordinating federal-aid transportation investments within the Shreveport – Bossier urbanized area.

The United States Department of Transportation relies on the MPO to ensure that highway and transit projects that use federal funds are products of a credible planning process and meet local priorities. Transportation legislation – including the Intermodal Surface Transportation Efficiency Act of 1991 (ISTEA), the Transportation Equity Act for the 21<sup>st</sup> Century (TEA-21), and the Safe, Accountable, Flexible, Efficient Transportation Equity Act: A legacy for Users (SAFETEA-LU), Moving Ahead for Progress in the 21<sup>st</sup> Century (MAP-21), and the most recent transportation authorization America’s Transportation Infrastructure Act of 2019 – strengthened the role MPOs play in rationally developed transportation programs. As the MPO, NLCOG is statutorily mandated to assess the transportation needs and deficiencies of the region with direction from public officials; citizens; modal representatives; and federal, state, and local planning departments.

The MPO Transportation Policy Committee (“committee”) membership consists of representatives from Bossier, Caddo, DeSoto, and Webster Parishes; the mayors of the cities of Bossier City and Shreveport; the executive director of the Port of Caddo – Bossier, the executive directors of the Metropolitan Planning Commissions of Bossier and Shreveport; the general manager of the local public transit agency and the District IV administrator of LaDOTD. The committee wields final decision-making. Non-voting members include FHWA and FTA. NLCOG represents the perspectives of its local government members, while coordinating its planning efforts with the Louisiana Department of Transportation (LaDOTD), the Federal Transit Administration (FTA) and the Federal Highway Administration (FHWA).

NLCOG is assisted in its planning and programming efforts by a Technical Coordinating Committee (TCC) that is comprised of public works directors, planning directors, and transit operators. The TCC

meets as needed to review proposed amendments to the Transportation Improvement Program (TIP). Working groups and ad hoc groups are also created and appointed, as needed.

## Regional Transportation Plan

The Northwest Louisiana Mobility 2040 Long Range Transportation Plan (LRTP) is a comprehensive blueprint that guides federal transportation investments in Caddo and Bossier parishes for the next 25 years. The plan was developed through a cooperative process involving NLCOG, the Louisiana Department of Transportation and Development (LADOTD), numerous transportation stakeholders throughout the region, and members of the public. In addition to fulfilling a requirement that keeps the region eligible for federal transportation funding, the MTP encompasses:

- extensive public input to develop a regional vision to guide transportation investment in northwest Louisiana,
- rigorous technical analysis with local knowledge to identify deficiencies of the current transportation system,
- potential avenues for different transportation strategies and scenarios to improve regional mobility, and
- transportation projects in the region based on community values and financial capabilities of transportation entities.

The MTP is the chief legal document reflecting the resources, the fundamental planning process, and the selection of projects for the region. The MTP includes the needed transportation system and the fiscally constrained MTP. Federal law requires NLCOG to update the plan every five years. NLCOG adopted NLCOG 2045 on April 7, 2021.

The MTP incorporates policy considerations and related long-term impacts. Analysis of land use changes, population growth and density patterns, economic development and commercial and residential zoning help identify and rank projects. All regionally significant projects are identified in the plan regardless of their funding source; and, in many cases, projects are funded with combinations of state, federal, and local funds.

## Transportation Improvement Program

A Transportation Improvement Program (TIP) is a prioritized, financially constrained, multi-year program for implementation of federally funded transportation improvement projects in a designated MPO region. The TIP serves as a planning tool to ensure the most effective use of limited funding for

transportation improvements. The TIP includes the adopted list of public transit, roadway, bicycle, pedestrian, and air quality projects that will receive federal transportation funds in the future. A transportation improvement is not eligible for federal funding unless it is documented within the TIP. The TIP also includes the projects in Northwest Louisiana that are intended to only use state funds. The TIP implements the fiscally constrained MTP. NLCOG's TIP covers a four-year period, though specific projects and their funding levels are usually identified for the first three or four-year period.

The 2019-2022 TIP was adopted on July 12, 2018 and has been amended regularly since adoption. The projects in this report are from the 2019-2022 TIP.

## Public Involvement

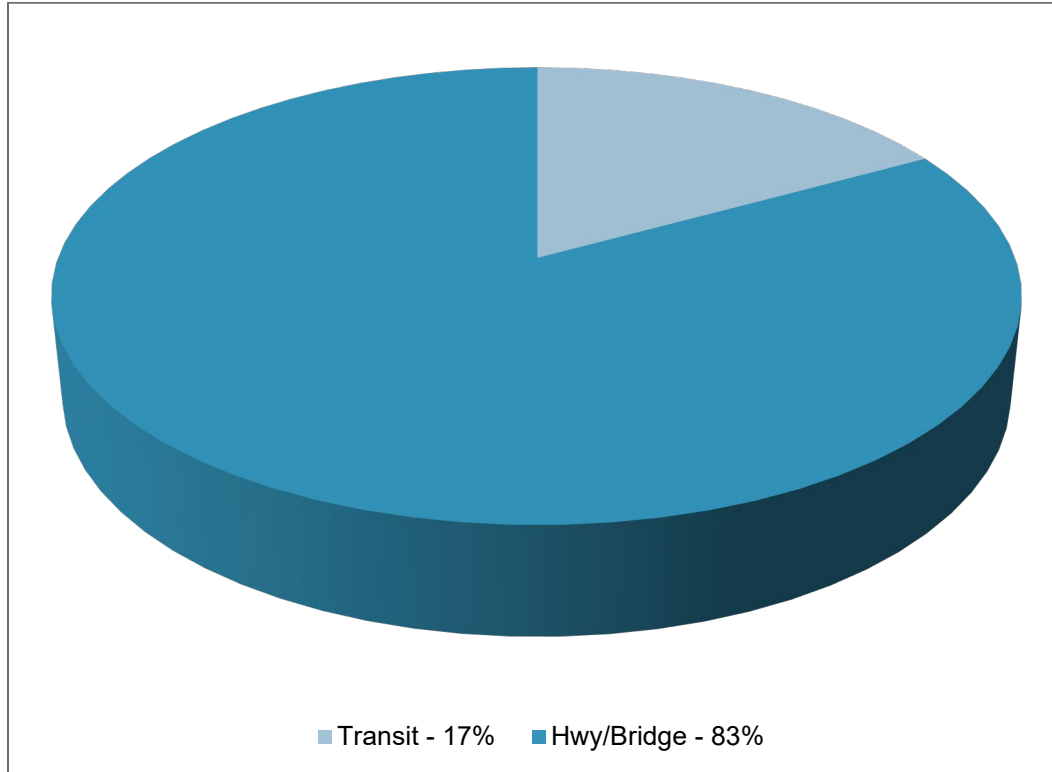
NLCOG aims to proactively engage the public in the regional transportation planning process and embraces federal requirements that MPOs provide the public with complete information, timely public notice, full public access to key decisions, and early and continuing involvement in developing the MTP, TIP, and other products. NLCOG's public involvement strategies include presenting information and educating the public, continually soliciting public input, helping information flow between the public and decision makers, and considering and responding to public concerns.

## Summary of Projects

In FY 2021, more than 100 projects over four parishes were scheduled for a total federal cost of \$62,996,007.28. Of this total, \$52,238,925.26 (83%) was for highway/bridge projects and \$10,757,082.02 (17%) was for transit projects. The summary of federal funds, excluding transit funds, by parish:

- Bossier Parish - \$15,871,191.66 (30.4%)
- Caddo Parish - \$32,886,879.92 (62.9%)
- DeSoto Parish - \$984,427.90 (1.9%)
- Webster Parish - \$2,496,425.78 (4.8%)

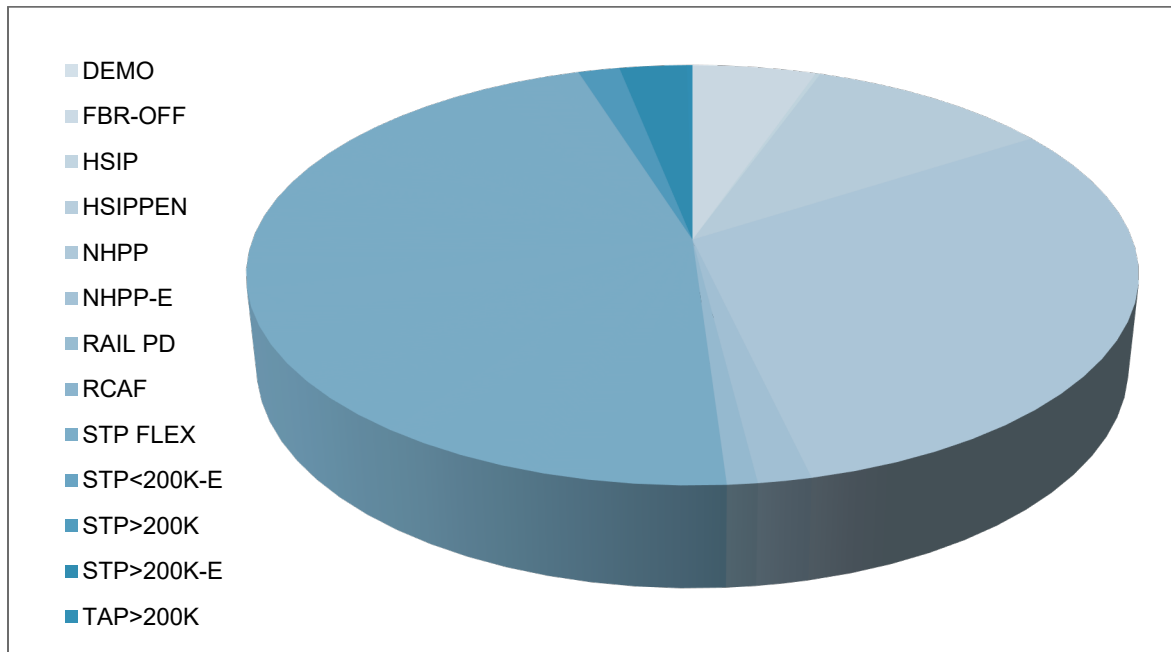
*FY 2021 Federally Obligated Projects Summary*



The largest percentage of highway/bridge funds (46.39% total) obligated was the Surface Transportation Program (STP FLEX) is a flexible funding category used to fund roadway reconstruction, Intelligent Transportation System (ITS) projects, or bridge/interchange work. This program had a federal funding total of \$24,234,619.34. In the chart below, the funding by category is illustrated with corresponding percentage of funding. Negative numbers indicate money that was de-obligated. In some cases, it was money that the LaDOTD advanced construction with state funds and now the state funds are removed, and federal funds added.



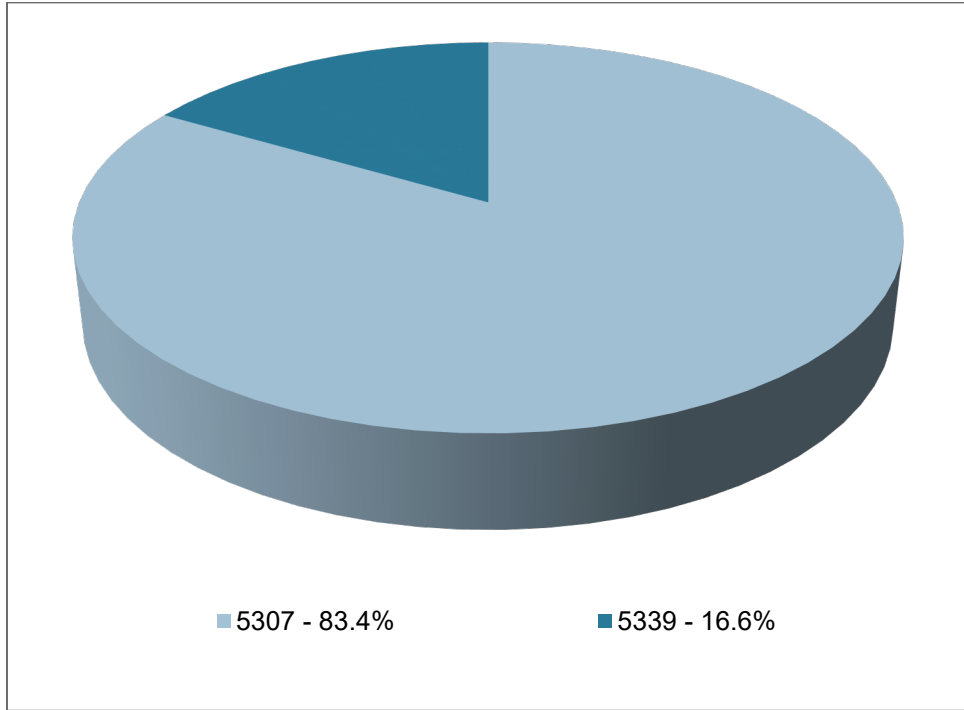
### FY 2021 Federally Obligated Highway/Bridge Projects by Funding Category



Prefix	Total Federal Funds	Percentage Federal Funds
DEMO	\$9,611.18	0.02%
FBR-OFF	\$2,764,096.95	5.29%
HSIP	\$-103,366.31	-0.20%
HSIPPEN	\$5,479,284.75	10.49%
NHPP	\$15,994,487.65	30.62%
NHPP-E	\$869,662.16	1.66%
NHS	\$198,499.35	0.38%
RAIL PD	\$493,183.07	0.94%
RCAF	\$-1,803.34	0.00%
STP FLEX	\$24,234,619.34	46.39%
STP<200K-E	\$8,000.00	0.02%
STP>200K	\$924,575.81	1.77%
STP>200K-E	\$1,500,000.00	2.87%
TAP>200K	\$-131,925.35	-0.25%
<b>Total</b>	<b>\$52,238,925.26</b>	<b>100.00%</b>

The largest percentage of transit funds (88% total) obligated was the FTA Section 5307 Capital Budget category of funding. These funds were used for administration, operations, planning, and capital improvements. The chart below illustrates these percentages:

*FY 2021 Federally Obligated Transit Projects by FTA Funding Category*



Prefix	Total Federal Funds	Percentage of Funds
Section 5307	\$8,977,301.92	83.4%
Section 5339	\$1,779,780.10	16.6%
<i>Total</i>	<i>\$10,757,082.02</i>	<i>100.00%</i>

## Obligation Report

This report is organized by project phase for highway/bridge projects and funding category for transit projects. The TIP identification (ID), project name, description, funding source and the total obligation amount are shown for each project. The TIP ID is a unique number given to each project selected for inclusion into the NLCOG TIP. A brief description of each project is provided. The obligation is the federal share for that TIP project in the federal fiscal year. The obligation amounts for each of the projects are added up to show the total obligation by project phase.

While federal funding is included in this report, local or state funds are also reported in most cases. In FY2021, federal funding was distributed through the following funding categories:

- **Demonstration Projects (DEMO)** funding refers to line items, for each individual project, within the past transportation authorizations (i.e. ISTEA, TEA-21, SAFETEA-LU, but not MAP-21) that explicitly devotes funding to the line item project utilizing funds from any number of programs (i.e. STP, HSIP, IM, etc.) sources.
- **Federal Bridge Replacement On/Off System (FBR)** are federal funds used for the replacement, rehabilitation or widening of any federal aid facility on- or off-system.
- **FTA Section 5307** funds are used for capital, operating assistance, preventive maintenance and planning purposes for mass transportation improvements in urbanized areas.
- **FTA Section 5339** makes Federal funds available to States and designated recipients to replace, rehabilitate and purchase buses and related equipment and to construct bus-related facilities including technological changes or innovations to modify low or no emission vehicles or facilities. Funding is provided through formula allocations and competitive grants. A sub-program provides competitive grants for bus and bus facility projects that support low and zero-emission vehicles.
- **Highway Safety Improvement Program (HSIP/HSIPPEN)** provides funding to achieve a significant reduction in traffic fatalities and serious injuries on all public roads through the implementation of infrastructure-related highway safety improvements.
- **National Highway Performance Program (NHPP/NHPP-E)** supports the condition and performance of the NHS; provides support for the construction of new facilities on the NHS; and ensures that investments of federal-aid funds in highway construction are directed to support progress toward the achievement of performance targets established in a state's asset management plan for the NHS.

- **National Highway System (NHS)** funds improvements to the dynamic roadway system that can change in response to future travel and trade demands which includes the interstate system, as well as other roads important to the nation's economy, defense, and mobility.
- **Recreational Trails Program (RTP)** provides funds to the States to develop and maintain recreational trails and trail-related facilities for both non-motorized and motorized recreational trail uses.
- **Rail Cost Adjustment Factor (RCAF)** is an index used for the adjustment for inflation in long-term railroad contracts, rate negotiations, and transportation studies, computer quarterly.
- **Surface Transportation Program (STP>200K / STP<200K / STP<5K)** provides flexible funding that may be used by States and localities for projects to preserve and improve the conditions and performance on any Federal-aid highway, bridge and tunnel projects on any public road, pedestrian and bicycle infrastructure, and transit capital projects, including intercity bus terminals. Within the metropolitan area, funds may be used for roadway reconstruction, rehabilitation, traffic operational improvements, bicycle / pedestrian facilities, and studies. Funding may also be used in areas with a population of 5,000 or less on roads functionally classified as minor collectors.
- **Surface Transportation Program (STP FLEX)** is a flexible funding category used to fund roadway reconstruction, Intelligent Transportation System (ITS) projects, or bridge/interchange work.
- **Surface Transportation Program Rail Hazard Elimination and Highway Crossings Protective Devices (RAIL HE/PD)** are safety set aside funds that provide programs to reduce the number and severity of crashes at public highway-rail grade crossings (Section 130) and correct or improve hazardous locations, sections, and elements on any public road, public surface transportation facility, or public bike/pedestrian path or trail.
- **(TAP>200K)** funds encompass a variety of smaller-scale transportation projects such as pedestrian and bicycle facilities, recreational trails, safe routes to school projects, community improvements such as historic preservation and vegetation management, and environmental mitigation related to stormwater and habitat connectivity.

Some projects include a mixture of different TIP funding categories, and thus one project line under one funding source does not necessarily equal the total obligated funding for that project. The tables below are based on records obtained from LaDOTD, FHWA, and FTA, as NLCOG does not directly participate in the obligation process.

## Technical Terms

Various tables, figures, and project tracking sheets within this report include the following technical terms to describe and aid in understanding the projects.

- **Funding source** refers to the category of funding source for the primary source of funds.
- **Project numbers** given by the LaDOTD as the state transportation project number and to illustrate the project stage.
- **Project Description** shows a brief description often referenced by a local street, road or highway.
- **Percent of federal share** refers to the funding split of federal to local/state funds. For examples, 80% means the federal share is 80% of the project cost and local/state funds make up the remaining 20%.
- **Federal funds** are the federal share needed to complete the project (obligation).
- **Total cost** shows the total cost for the project's given phase.
- **FHWA transaction date** refers to the date the project was entered into the FHWA system.
- **Advance Construction funds** refer to funds the state of Louisiana advanced in place of federal funds for that phase. Negative numbers show money that was de-obligated. In some cases, it is money that the state advanced construction with state funds and now the state funds are removed, and the federal funds are added.
- **TIP Funds** shows the federal funds programmed in the 2018-2022 TIP document.
- **TIP Funding Category** refers to the MPO STP>200K funding category identified in the 2018-2022 TIP document for the project.

*BOSSIER PARISH – Annual Listing of Federally Obligated Projects for Fiscal Year 2021 (Highway)*

Funding Source	Project Number	Project Description	Percent of Federal Share	Federal Funds Amount	State Funds Amount	Advance Construction Funds	Total of all funds	FHWA Auth Date	TIP Funds	Remaining TIP Funds
STP FLEX	H.000118.6	BAYOU FIFI BRIDGE (HBI)	80.00%	\$80,000.00	\$20,000.00	\$0.00	\$100,000.00	05/30/19		
NHPP	H.001779.2	JIMMIE DAVIS BRIDGE (LA 511) (HBI)	80.00%	\$9,378.71	\$2,344.68	\$0.00	\$11,723.39	03/07/13		
NHPP	H.001779.2	JIMMIE DAVIS BRIDGE (LA 511) (HBI)	80.00%	\$8,000.00	\$2,000.00	\$0.00	\$10,000.00	03/07/13		
NHPP	H.003370.6	I-220/1-20 INTERCHANGE IMP & BAFB ACCESS	100.00%	\$0.00	\$0.00	(\$1,500,000.00)	(\$1,500,000.00)	04/18/19		
NHPP	H.003370.6	I-220/1-20 INTERCHANGE IMP & BAFB ACCESS	100.00%	\$0.00	\$0.00	(\$62,410.45)	(\$62,410.45)	04/18/19		
NHPP	H.003370.6	I-220/1-20 INTERCHANGE IMP & BAFB ACCESS	100.00%	\$0.00	\$0.00	(\$3,348,511.67)	(\$3,348,511.67)	04/18/19		
NHPP	H.003370.6	I-220/1-20 INTERCHANGE IMP & BAFB ACCESS	100.00%	\$0.00	\$0.00	(\$4,427,723.07)	(\$4,427,723.07)	04/18/19		
STP>200K-E	H.003370.6	I-220/1-20 INTERCHANGE IMP & BAFB ACCESS	100.00%	\$268,903.00	\$0.00	\$0.00	\$268,903.00	04/18/19		
STP>200K-E	H.003370.6	I-220/1-20 INTERCHANGE IMP & BAFB ACCESS	100.00%	\$1,231,097.00	\$0.00	\$0.00	\$1,231,097.00	04/18/19		
NHPP	H.003370.6	I-220/1-20 INTERCHANGE IMP & BAFB ACCESS	100.00%	\$0.00	\$0.00	(\$5,495,000.00)	(\$5,495,000.00)	04/18/19		
NHPP	H.003370.6	I-220/1-20 INTERCHANGE IMP & BAFB ACCESS	100.00%	\$0.00	\$0.00	(\$5,008,871.70)	(\$5,008,871.70)	04/18/19		
NHPP	H.003370.6	I-220/1-20 INTERCHANGE IMP & BAFB ACCESS	100.00%	\$10,420,000.00	\$0.00	\$0.00	\$10,420,000.00	04/18/19		
STP>200K	H.003370.6	I-220/1-20 INTERCHANGE IMP & BAFB ACCESS	100.00%	\$1,000,000.00	\$0.00	\$0.00	\$1,000,000.00	04/18/19		
NHPP	H.003370.6	I-220/1-20 INTERCHANGE IMP & BAFB ACCESS	100.00%	\$0.00	\$0.00	(\$1,777,831.30)	(\$1,777,831.30)	04/18/19		
DEMOID1702	H.003854.5	SWAN LAKE RD (I-220 TO FLAT RIVER)	80.00%	(\$1,194.21)	(\$298.55)	\$0.00	(\$1,492.76)	04/19/07		
DEMOID1702	H.003854.6	SWAN LAKE RD (I-220 TO FLAT RIVER)	80.00%	\$1,194.21	\$298.55	\$0.00	\$1,492.76	09/13/17		
STP FLEX	H.009508.5	LA 2: CANEY CREEK BRIDGE TO WEBSTER P/L	80.00%	(\$2,970.84)	(\$742.71)	\$0.00	(\$3,713.55)	10/25/16		
STP FLEX	H.009508.6	LA 2: CANEY CREEK BRIDGE TO WEBSTER P/L	80.00%	(\$20,725.20)	(\$5,181.30)	\$0.00	(\$25,906.50)	05/02/18		
NHPP	H.010624.6	I220 PHASE2 SIGN UPGRADE - LA 538 TO I20	100.00%	(\$26,875.07)	\$0.00	\$0.00	(\$26,875.07)	06/06/13		
NHPP	H.011437.6	I-220: EB EXIT RAMP IMPROVEMENT AT LA 3	90.00%	(\$87,974.27)	(\$9,774.92)	\$0.00	(\$97,749.19)	01/05/18		
STP FLEX	H.012124.6	DISTRICT 04: DISTRICTWIDE AST	80.00%	(\$43,830.33)	(\$10,957.58)	\$0.00	(\$54,787.91)	08/11/17		
STP FLEX	H.012537.5	LA 154: RED CHUTE BAYOU BRIDGE	80.00%	\$40,000.00	\$10,000.00	\$0.00	\$50,000.00	05/06/20		
STP FLEX	H.012537.5	LA 154: RED CHUTE BAYOU BRIDGE	80.00%	\$13,969.38	\$3,492.34	\$0.00	\$17,461.72	05/06/20		

HSIP	H.012724.6	BOLINGER CUTOFF RD:UP-N OF PLAIN DEALING	100.00%	\$2,377.75	\$0.00	\$0.00	\$2,377.75	04/10/17
NHS	H.012889.5	I20 REHAB (PINES ROAD TO I-220)	90.00%	\$56,202.64	\$14,050.66	\$0.00	\$70,253.30	11/13/17
NHS	H.012889.5	I20 REHAB (PINES ROAD TO I-220)	90.00%	\$7,023.33	(\$7,023.33)	\$0.00	\$0.00	11/13/17
NHS	H.012889.5	I20 REHAB (PINES ROAD TO I-220)	90.00%	\$9,000.00	\$1,000.00	\$0.00	\$10,000.00	11/13/17
NHS	H.012889.5	I20 REHAB (PINES ROAD TO I-220)	90.00%	\$99,342.13	\$11,038.01	\$0.00	\$110,380.14	11/13/17
NHPP	H.012889.5	I20 REHAB (PINES ROAD TO I-220)	90.00%	\$25,504.25	\$2,833.80	\$0.00	\$28,338.05	11/13/17
STP FLEX	H.012953.6	LA 157: OAKLAND TO KCS R/R TRACKS	80.00%	(\$4,331.48)	(\$1,082.87)	\$0.00	(\$5,414.35)	03/07/19
STP FLEX	H.013129.6	LINTON ROAD OVER BLACK BAYOU RESERVOIR	80.00%	\$921,548.89	\$230,387.22	\$0.00	\$1,151,936.11	08/10/20
STP FLEX	H.013186.6	BOSSIER CITY RT: COLEMAN ST IMPROVEMENTS	80.00%	\$4,116.72	\$197.79	\$0.00	(\$94,878.96)	07/09/20
STP>200K	H.013186.6	BOSSIER CITY RT: COLEMAN ST IMPROVEMENTS	80.00%	(\$75,424.19)	(\$897.91)	\$0.00	(\$94,280.24)	07/09/20
NHPP	H.013252.4	US 80: TEXAS ST BRIDGE - FLAT RIVER	80.00%	(\$5,520.03)	(\$160.92)	\$0.00	(\$27,457.64)	09/04/18
NHPP	H.013252.6	US 80: TEXAS ST BRIDGE - FLAT RIVER	80.00%	(\$438,848.37)	(\$12,793.28)	\$0.00	(\$548,560.46)	09/10/18
STP FLEX	H.013619.6	LA 3227: QUEEN ST - LA 164	80.00%	(\$90,909.71)	(\$22,727.43)	\$0.00	(\$113,637.14)	09/24/18
NHPP	H.013893.6	I-20:I-220-I-220 & I-49:LA3132-I-20 RPM	100.00%	(\$9,097.40)	\$0.00	\$0.00	(\$9,097.40)	05/02/19
NHPP	H.014098.6	US 71: BARKSDALE - I-20	80.00%	\$1,317,252.23	\$329,313.06	\$0.00	\$1,646,565.29	08/02/21
FBR-OFF	H.014217.5	LA 537: BRIDGES NEAR PLAIN DEALING	80.00%	\$521,605.51	\$25,060.58	\$0.00	\$652,006.89	05/10/21
FBR-OFF	H.014225.5	LA 528: CLARKE BAYOU BRIDGE	80.00%	\$226,564.42	\$10,885.30	\$0.00	\$283,205.52	05/10/21
FBR-OFF	H.014225.5	LA 528: CLARKE BAYOU BRIDGE	80.00%	\$23,371.55	\$1,122.89	\$0.00	\$29,214.44	05/10/21
FBR-OFF	H.014233.5	LA 160: CYPRESS BAYOU & RELIEF BRIDGES	80.00%	\$392,441.04	\$98,110.26	\$0.00	\$490,551.30	05/10/21
				\$15,871,191.66	\$690,494.34	(\$21,620,348.19)	(\$5,138,692.70)	

*CADDO PARISH – Annual Listing of Federally Obligated Projects for Fiscal Year 2021 (Highway)*

Funding Source	Project Number	Project Description	Percent of Federal Share	Federal Funds Amount	State Funds Amount	Advance Construction Funds	Total of all funds	FHWA Auth Date	TIP Funds	Remaining TIP Funds
STP FLEX	H.001166.5	CADDO LAKE BRIDGE (HBI)	80.00%	317,975.91	79,493.98	0.00	397,469.89	08/11/15		
STP FLEX	H.001166.5	CADDO LAKE BRIDGE (HBI)	80.00%	16,000.00	4,000.00	0.00	20,000.00	08/11/15		
STP FLEX	H.001166.6	CADDO LAKE BRIDGE (HBI)	80.00%	2,116,824.66	529,206.16	0.00	2,646,030.82	05/03/21		
STP FLEX	H.001166.6	CADDO LAKE BRIDGE (HBI)	80.00%	151,645.76	37,911.44	0.00	189,557.20	05/03/21		
STP FLEX	H.001166.6	CADDO LAKE BRIDGE (HBI)	80.00%	16,487,880.17	4,121,970.04	0.00	20,609,850.21	05/03/21		
RCAF	H.001623.2	CREEK BRIDGE & IRISH BAYOU BRIDGE	80.00%	-1,325.90	-331.47	0.00	-1,657.37	10/25/11		
FBR-OFF	H.001623.3	CREEK BRIDGE & IRISH BAYOU BRIDGE	80.00%	-40,406.07	-10,101.52	0.00	-50,507.59	12/18/17		
RCAF	H.001623.5	CREEK BRIDGE & IRISH BAYOU BRIDGE	80.00%	-477.44	-119.36	0.00	-596.80	10/25/11		
HSIP	H.001769.2	LA 511: LA 523 - FERN AV	90.00%	32,341.89	3,593.54	0.00	35,935.43	02/27/12		
NHPP	H.001779.2	JIMMIE DAVIS BRIDGE (LA 511) (HBI)	80.00%	9,378.71	2,344.68	0.00	11,723.39	03/07/13		
NHPP	H.001779.2	JIMMIE DAVIS BRIDGE (LA 511) (HBI)	80.00%	8,000.00	2,000.00	0.00	10,000.00	03/07/13		
NHS	H.003496.6	I-49 NORTH (MLK JR DR-LA 1) SEG J	80.00%	16,000.00	4,000.00	0.00	20,000.00	11/14/12		
NHS	H.003496.6	I-49 NORTH (MLK JR DR-LA 1) SEG J	80.00%	0.00	-4,000.00	-16,000.00	-20,000.00	11/14/12		
NHPP-E	H.003511.3	I-49 NORTH (MARTIN LUTHER KING, JR DRIVE	80.00%	-8,000.00	-2,000.01	0.00	-10,000.01	03/17/04		
NHS	H.003886.3	I-49 NORTH (I-220 TO MARTIN LUTHER KING,	80.00%	-20.74	-5.19	0.00	-25.93	08/28/03		
NHS	H.003886.5	I-49 NORTH (I-220 TO MARTIN LUTHER KING,	80.00%	-160,616.11	-40,154.03	0.00	-200,770.14	08/28/03		
HSIP	H.010202.6	I-20: EXIT LANE EXTENSION (EXITS 3 & 5)	90.00%	10,419.88	1,157.76	0.00	11,577.64	08/25/15		
HSIP	H.010202.6	I-20: EXIT LANE EXTENSION (EXITS 3 & 5)	90.00%	-9,000.00	-1,000.00	0.00	-10,000.00	08/25/15		
NHPP	H.010206.5	LA 3132 AT LA 523: EXTEND C OF A	80.00%	15,037.02	3,759.25	0.00	18,796.27	08/09/21		
NHPP	H.010206.5	LA 3132 AT LA 523: EXTEND C OF A	80.00%	19,806.40	4,951.60	0.00	24,758.00	08/09/21		
STP FLEX	H.010206.5	LA 3132 AT LA 523: EXTEND C OF A	80.00%	15,280.64	3,820.16	0.00	19,100.80	08/09/21		
NHPP	H.011094.5	LA 3094: HEARNE AV BR REHAB	80.00%	\$29,709.60	\$7,427.40	\$0.00	\$37,137.00	03/20/15		
STP FLEX	H.011112.6	LA 1: UP RR XING (CADDO)	100.00%	\$52,159.84	\$0.00	(\$52,159.84)	\$0.00	10/24/19		
STP FLEX	H.011112.6	LA 1: UP RR XING (CADDO)	100.00%	(\$26,188.66)	\$0.00	\$0.00	(\$26,188.66)	10/24/19		



NHPP	H.011420.6	LA 3132: EB ENTRANCE LANE EXTENSION	80.00%	(\$65,797.64)	(\$16,449.41)	\$0.00	(\$82,247.05)	08/19/19		
NHPP	H.011421.6	LA 3032: LT TURN LANES AT CAMILLA DR	80.00%	(\$27,274.38)	(\$6,818.58)	\$0.00	(\$34,092.96)	08/10/17		
NHPP	H.011449.6	GREENWOOD REST AREA RENOVATIONS	90.00%	\$9,275.18	\$1,030.58	\$0.00	\$10,305.76	01/08/18		
HSIPPEN	H.011914.6	I-49 CB: NATCHITOCHE P/L TO LA 3132	100.00%	\$265,911.31	\$0.00	\$0.00	\$265,911.31	02/08/17		
HSIPPEN	H.011917.6	I-49 CB: MLK DR. TO ARKANSAS S/L	100.00%	(\$100,000.00)	\$0.00	\$0.00	(\$100,000.00)	02/20/19		
STP FLEX	H.012005.1	US80: KCS RR OVERPASS (HBI)	80.00%	\$40,000.00	\$10,000.00	\$0.00	\$50,000.00	10/26/18	\$440,000.00	N/A
STP FLEX	H.012124.6	DISTRICT 04: DISTRICTWIDE AST	80.00%	(\$43,830.33)	(\$10,957.58)	\$0.00	(\$54,787.91)	08/11/17		
HSIP	H.012356.6	ELLERBE & YEARWOOD: UP RR XINGS (CADD0)	100.00%	(\$139,505.83)	\$0.00	\$0.00	(\$139,505.83)	04/10/17		
NHPP	H.012451.5	DISTRICT 04-MISCELLANEOUS BRIDGE REPAIRS	90.00%	(\$2,179.83)	(\$242.20)	\$0.00	(\$2,422.03)	12/14/16		
NHPP	H.012451.6	DISTRICT 04-MISCELLANEOUS BRIDGE REPAIRS	90.00%	(\$31,699.22)	(\$3,522.13)	\$0.00	(\$35,221.35)	10/30/18		
NHS	H.012889.5	I20 REHAB (PINES ROAD TO I-220)	90.00%	\$56,202.64	\$14,050.66	\$0.00	\$70,253.30	11/13/17		
NHS	H.012889.5	I20 REHAB (PINES ROAD TO I-220)	90.00%	\$7,023.33	(\$7,023.33)	\$0.00	\$0.00	11/13/17		
NHS	H.012889.5	I20 REHAB (PINES ROAD TO I-220)	90.00%	\$9,000.00	\$1,000.00	\$0.00	\$10,000.00	11/13/17		
NHS	H.012889.5	I20 REHAB (PINES ROAD TO I-220)	90.00%	\$99,342.13	\$11,038.01	\$0.00	\$110,380.14	11/13/17		
NHPP	H.012889.5	I20 REHAB (PINES ROAD TO I-220)	90.00%	\$25,504.25	\$2,833.80	\$0.00	\$28,338.05	11/13/17		
STP FLEX	H.012944.6	LA 175: DESOTO PL TO LA 1	80.00%	(\$295.03)	(\$73.77)	\$0.00	(\$368.80)	12/06/18		
STP FLEX	H.012979.6	LA 169: LONGWOOD TO MOORINGSPO	80.00%	(\$21,280.89)	(\$5,320.22)	\$0.00	(\$26,601.11)	06/05/19		
TAP>200K	H.013389.6	CADD0 PARISH BICYCLIST AWARENESS SIGNAGE	80.00%	(\$131,925.35)	(\$2,798.45)	\$0.00	(\$220,875.69)	10/21/19		
HSIPPEN	H.013420.6	DIST. 04 FLASHING YELLOW ARROW PART 1	100.00%	\$3,782,196.44	\$0.00	\$0.00	\$3,782,196.44	04/21/21		
STP FLEX	H.013420.6	DIST. 04 FLASHING YELLOW ARROW PART 1	100.00%	\$3,782,196.44	\$0.00	\$0.00	\$3,782,196.44	04/21/21		
HSIPPEN	H.013420.6	DIST. 04 FLASHING YELLOW ARROW PART 1	100.00%	(\$388,570.60)	\$0.00	\$0.00	(\$388,570.60)	04/21/21		
STP FLEX	H.013420.6	DIST. 04 FLASHING YELLOW ARROW PART 1	100.00%	(\$388,570.60)	\$0.00	\$0.00	(\$388,570.60)	04/21/21		
NHPP	H.013426.6	GRIMMETT DR PIPE REHAB	80.00%	\$33,691.26	\$8,422.82	\$0.00	\$42,114.08	05/14/19		
NHPP	H.013673.6	REHAB OF GREENWOOD PIT SCALE	90.00%	(\$14,490.05)	(\$3,229.39)	\$0.00	(\$17,719.44)	04/04/19		
HSIPPEN	H.013766.5	LOCAL ROAD SIGNS & STRIPING (CADD0)	100.00%	\$123,616.69	\$0.00	\$0.00	\$123,616.69	10/29/20		
NHPP	H.013854.6	I-20 & US 71: OVERHEAD SIGN UPGRADE	100.00%	\$2,657,684.08	\$0.00	\$0.00	\$2,657,684.08	03/24/21		
NHPP-E	H.013890.6	LA 3132:I-20 - LA 523 PAVEMENT MARKINGS	100.00%	\$877,662.16	\$0.00	\$0.00	\$877,662.16	03/30/20		
NHPP	H.013893.6	I-20:I-220-I-220 & I-49:LA3132-I-20 RPM	100.00%	(\$9,097.40)	\$0.00	\$0.00	(\$9,097.40)	05/02/19		

STP FLEX	H.013998.6	LA 523 @ ASHLEY RIDGE: UP RR(SHREVEPORT)	100.00%	\$0.00	\$0.00	\$227,904.82	\$227,904.82	12/30/20
DEMOID 129	H.014054.1	I-69 FRONTAGE ROAD (ELLERBE RD TO LA 1)	80.00%	\$9,611.18	\$2,402.79	\$0.00	\$12,013.97	01/15/20
HSIPPEN	H.014060.6	LA 511: TURN LANES AT WALKER & KENNEDY	100.00%	\$1,058,576.32	\$0.00	\$0.00	\$1,058,576.32	06/01/21
HSIPPEN	H.014060.6	LA 511: TURN LANES AT WALKER & KENNEDY	100.00%	\$469,904.50	\$0.00	\$0.00	\$469,904.50	06/01/21
HSIPPEN	H.014060.6	LA 511: TURN LANES AT WALKER & KENNEDY	100.00%	\$1,738.78	\$0.00	\$0.00	\$1,738.78	06/01/21
HSIPPEN	H.014060.6	LA 511: TURN LANES AT WALKER & KENNEDY	100.00%	\$0.00	\$0.00	\$1,708,830.23	\$1,708,830.23	06/01/21
HSIPPEN	H.014060.6	LA 511: TURN LANES AT WALKER & KENNEDY	100.00%	\$0.00	\$0.00	\$951,426.65	\$951,426.65	06/01/21
RAIL PD	H.014331.6	LA 511: UP RR XINGS (SHREVEPORT)	90.00%	\$0.00	\$10,531.12	\$493,183.07	\$769,316.19	12/21/20
RAIL PD	H.014331.6	LA 511: UP RR XINGS (SHREVEPORT)	90.00%	\$493,183.07	\$0.00	(\$493,183.07)	\$0.00	12/21/20
NHPP	H.014392.6	I-49:BELCHER - ARKANSAS S/L PAVE MARKING	100.00%	\$1,120,985.75	\$0.00	\$0.00	\$1,120,985.75	12/10/20
NHPP	H.014392.6	I-49:BELCHER - ARKANSAS S/L PAVE MARKING	100.00%	\$275,666.00	\$0.00	\$0.00	\$275,666.00	12/10/20
				\$32,886,879.92	\$4,752,799.15	\$2,820,001.86	\$40,639,131.04	

*DESOTO PARISH – Annual Listing of Federally Obligated Projects for Fiscal Year 2021 (Highway)*

Funding Source	Project Number	Project Description	Percent of Federal Share	Federal Funds Amount	State Funds Amount	Converted Funds Amount	Advance Construction Funds	Total of all funds	FHWA Auth Date	TIP Funds	Remaining TIP Funds
HSIPPEN	H.011914.6	I-49 CB: NATCHITOCHE P/L TO LA 3132	100.00%	\$265,911.31	\$0.00	\$0.00	\$0.00	\$265,911.31	02/08/17		
STP FLEX	H.012124.6	DISTRICT 04: DISTRICTWIDE AST	100.00%	(\$43,830.33)	(\$10,957.58)	\$0.00	\$0.00	(\$54,787.91)	08/11/17		
NHPP	H.014389.6	I-49: DESOTO PARISH PAVEMENT MARKINGS	100.00%	\$543,562.30	\$0.00	\$0.00	\$0.00	\$543,562.30	02/03/21		
NHPP	H.014389.6	I-49: DESOTO PARISH PAVEMENT MARKINGS	100.00%	\$218,784.62	\$0.00	\$0.00	\$0.00	\$218,784.62	02/03/21		
				\$984,427.90	(\$10,957.58)			\$973,470.32			

*WEBSTER PARISH – Annual Listing of Federally Obligated Projects for Fiscal Year 2021 (Highway)*

Funding Source	Project Number	Project Description	Percent of Federal Share	Federal Funds Amount	State Funds Amount	Advance Construction Funds	Total of all funds	FHWA Auth Date	TIP Funds	Remaining TIP Funds
FBR-OFF	H.001666.5	DORCHEAT BAYOU BRIDGE	80.00%	\$13,721.87	\$3,430.47	\$0.00	\$17,152.34	06/25/18		
FBR-OFF	H.001666.5	DORCHEAT BAYOU BRIDGE	80.00%	\$80,000.00	\$20,000.00	\$0.00	\$100,000.00	06/25/18		
STP FLEX	H.001799.4	LA 531 OVERPASS	80.00%	\$145,293.31	\$36,323.33	\$0.00	\$181,616.64	02/22/21		
STP FLEX	H.001799.4	LA 531 OVERPASS	100.00%	\$90,808.32	\$0.00	\$0.00	\$90,808.32	02/22/21		
STP<200K-E	H.012030.5	US371: KCS RR OVERPASSES HBI	80.00%	\$8,000.00	\$2,000.00	\$0.00	\$10,000.00	09/21/20		
NHPP	H.012451.5	DISTRICT 04-MISCELLANEOUS BRIDGE REPAIRS	90.00%	(\$2,179.83)	(\$242.20)	\$0.00	(\$2,422.03)	12/14/16		
NHPP	H.012451.6	DISTRICT 04-MISCELLANEOUS BRIDGE REPAIRS	90.00%	(\$31,699.22)	(\$3,522.13)	\$0.00	(\$35,221.35)	10/30/18		
FBR-OFF	H.013111.5	DORCHEAT ROAD OVER CANEY CREEK	80.00%	\$16,001.59	\$4,000.40	\$0.00	\$20,001.99	01/31/18		
FBR-OFF	H.014218.5	LA 2A: THORNY BRANCH & INDIAN CREEK BRS	80.00%	\$396,410.24	\$99,102.56	\$0.00	\$495,512.80	05/10/21		
STP FLEX	H.014228.5	LA 159: BRIDGES NEAR SHONGALOO	80.00%	\$645,682.70	\$161,420.67	\$0.00	\$807,103.37	05/24/21		
FBR-OFF	H.014236.5	LA 3008: BRIDGES NEAR COTTON VALLEY	80.00%	\$1,134,386.80	\$54,501.70	\$0.00	\$1,417,983.50	05/24/21		
				\$2,496,425.78	\$377,014.80		\$3,102,535.58			

*Annual Listing of Federally Obligated Projects for Fiscal Year 2021 (Transit)*

PROJECT NUMBER	PROJECT NAME	DESC	FTA GRANT	TOTAL COST	FEDERAL SHARE	LOCAL SHARE
5307-2021-01	PREVENTIVE MAINTENANCE	OPER	5307	\$3,831,568.00	\$3,065,254.40	\$766,313.60
5307-2021-02	NON-FIXED ROUTE ADA PARATRANSIT SERVICE	OPER	5307	\$456,976.00	\$365,580.80	\$91,395.20
5307-2021-03	CONSTRUCT ENHANCED ADA	CAP	5307	\$55,243.20	\$44,994.56	\$11,248.64
5307-2021-04	SUPPORT EQUIPMENT AND SVC VEH	CAP	5307	\$259,662.48	\$207,729.76	\$51,932.72
5307-2021-05	BUS ROLLING STOCK	CAP	5307	\$595,516.50	\$506,188.80	\$89,327.70
5339-2021-01	BUS ROLLING STOCK	CAP	5339	\$648,565.09	\$551,280.10	\$97,284.99
<b>TIP AMENDMENTS</b>						
05202021-01	PURCHASE CNG BUSES	CAP	STP>200K TRANS	\$2,500,000.00	\$2,000,000.00	\$500,000.00
05202021-02	BUY 7 NEW CNG BUSES	CAP	CMAQ TRANS	\$3,484,442.00	\$2,787,553.60	\$696,888.40
05202021-03	PURCH 4 CUTAWAY VEH; 11 VANS	CAP	5339	\$1,760,000.00	\$1,228,500.00	\$531,500.00
<b>GRAND TOTALS</b>				<b>\$13,591,973.27</b>	<b>\$10,757,082.02</b>	<b>\$2,835,891.25</b>

The Northwest Louisiana Council of Governments is an intergovernmental association of local governments established to assist in planning for common needs, cooperating for the mutual benefit, and coordinating for sound regional development. NLCOG's purpose is to strengthen both the individual and collective power of local governments and to help them recognize regional opportunities, eliminate unnecessary duplication, and make joint decisions for the benefit of the entire Northwest Louisiana community. This is achieved by developing and implementing constructive and workable policies and programs for solving area-wide problems. These issues include, but are not limited to, matters affecting transportation, economic, health, safety, welfare, education, and regional development issues.

NLCOG is funded by a variety of funding sources including federal grants from the U. S. Department of Transportation's Federal Highway Administration, and Federal Transit Administration, the Louisiana Department of Transportation and Development, as well as by NLCOG's local member governments.

P 318-841-5950

F 318-841-5952

625 Texas Street, Suite 200

Shreveport, LA 71101

[www.nlcog.org](http://www.nlcog.org)

[www.nlcoglistens.com](http://www.nlcoglistens.com)

