

Annual Listing of Federally Obligated Projects

Fiscal Year 2022

Disclaimer

The preparation of this document was financed through grants from and disseminated under the sponsorship of the Federal Highway Administration, the Federal Transit Administration, the Louisiana Department of Transportation and Development, and the Northwest Louisiana Council of Governments. The United States Government and the State of Louisiana assume no liability for its contents or use thereof.

Non-Discrimination Statement

The Northwest Louisiana Council of Governments (NLCOG) complies with the Americans with Disabilities Act of 1990, Section 504 of the Rehabilitation Act of 1973, Title VI of the Civil Rights Act of 1964, and other federal equal opportunity laws and, therefore, does not discriminate on the basis of race, sex, color, age, national origin, religion or disability, in admission to, access to, treatment in or operations of its programs, services, or activities. NLCOG does not discriminate in its hiring or employment practices.

Questions, concerns, complaints, or requests for additional information regarding the non-discrimination policies may be directed to the designated Title VI, ADA and Section 504 Compliance Coordinator:

Lisa M. Frazier
Public Involvement Coordinator
(318) 841-5950 (voice)
lisa.frazier@nlcog.org
625 Texas Street, Suite 200
Shreveport, LA 71101

Annual Listing of Federally Obligated Projects

Fiscal Year 2022

Purpose of this Report

The Annual Listing of Obligated Projects is a requirement of metropolitan planning areas, per § 450.332:

- (a) In metropolitan planning areas, on an annual basis, no later than 90 calendar days following the end of the program year, the State, public transportation operator(s), and the MPO shall cooperatively develop a listing of projects (including investments in pedestrian walkways and bicycle transportation facilities) for which funds under 23 U.S.C. or 49 U.S.C. Chapter 53 were obligated in the preceding program year.
- (b) The listing shall be prepared in accordance with § 450.314(a) and shall include all federally funded projects authorized or revised to increase obligations in the preceding program year, and shall at a minimum include the TIP information under § 450.324(e)(1) and (4) and identify, for each project, the amount of Federal funds requested in the TIP, the Federal funding that was obligated during the preceding year, and the Federal funding remaining and available for subsequent years.
- (c) The listing shall be published or otherwise made available in accordance with the MPO's public participation criteria for the TIP.

The Northwest Louisiana Council of Governments (NLCOG) responds to the directive through this report. It lists all transportation projects in Northwest Louisiana that were obligated during NLCOG's fiscal year 2021 (July 1, 2020 – June 30, 2021). The Federal Highway Administration (FHWA) defines obligation as the federal government's legal commitment (promise) to pay or reimburse the states or other entities for the federal share of a project's eligible costs¹. Thus, an obligated project

¹ Financing Federal Aid Highways Glossary. <http://www.fhwa.dot.gov/reports/fifahivw/ffahappa.htm>. May 10, 2011.

is one that has been approved by the federal government for reimbursement, though not necessarily reimbursed yet. Obligated projects were not necessarily initiated or completed in this year. The obligated project cost reflected in this report also may not equal final project cost.

Background

NLCOG is the Metropolitan Planning Organization (MPO) for the Shreveport – Bossier urbanized area. Every metropolitan area with a population of more than 50,000 persons has a designated MPO to qualify for federal highway and transit funding. NLCOG, acting in its capacity as the MPO, has responsibility for planning, programming, and coordinating federal-aid transportation investments within the Shreveport – Bossier urbanized area.

The United States Department of Transportation relies on the MPO to ensure that highway and transit projects that use federal funds are products of a credible planning process and meet local priorities. Transportation legislation – including the Intermodal Surface Transportation Efficiency Act of 1991 (ISTEA), the Transportation Equity Act for the 21st Century (TEA-21), and the Safe, Accountable, Flexible, Efficient Transportation Equity Act: A legacy for Users (SAFETEA-LU), Moving Ahead for Progress in the 21st Century (MAP-21), and the most recent transportation authorization America’s Transportation Infrastructure Act of 2019 – strengthened the role MPOs play in rationally developed transportation programs. As the MPO, NLCOG is statutorily mandated to assess the transportation needs and deficiencies of the region with direction from public officials; citizens; modal representatives; and federal, state, and local planning departments.

The MPO Transportation Policy Committee (“committee”) membership consists of representatives from Bossier, Caddo, DeSoto, and Webster Parishes; the mayors of the cities of Bossier City and Shreveport; the executive director of the Port of Caddo – Bossier, the executive directors of the Metropolitan Planning Commissions of Bossier and Shreveport; the general manager of the local public transit agency and the District 04 administrator of LaDOTD. The committee wields final decision-making. Non-voting members include FHWA and FTA. NLCOG represents the perspectives of its local government members, while coordinating its planning efforts with the Louisiana Department of Transportation (LaDOTD), the Federal Transit Administration (FTA) and the Federal Highway Administration (FHWA).

NLCOG is assisted in its planning and programming efforts by a Technical Coordinating Committee (TCC) that is comprised of public works directors, planning directors, and transit operators. The TCC

meets as needed to review proposed amendments to the Transportation Improvement Program (TIP). Working groups and ad hoc groups are also created and appointed, as needed.

Regional Transportation Plan

The Northwest Louisiana Mobility 2040 Long Range Transportation Plan (LRTP) is a comprehensive blueprint that guides federal transportation investments in Caddo and Bossier parishes for the next 25 years. The plan was developed through a cooperative process involving NLCOG, the Louisiana Department of Transportation and Development (LADOTD), numerous transportation stakeholders throughout the region, and members of the public. In addition to fulfilling a requirement that keeps the region eligible for federal transportation funding, the MTP encompasses:

- extensive public input to develop a regional vision to guide transportation investment in northwest Louisiana,
- rigorous technical analysis with local knowledge to identify deficiencies of the current transportation system,
- potential avenues for different transportation strategies and scenarios to improve regional mobility, and
- transportation projects in the region based on community values and financial capabilities of transportation entities.

The MTP is the chief legal document reflecting the resources, the fundamental planning process, and the selection of projects for the region. The MTP includes the needed transportation system and the fiscally constrained MTP. Federal law requires NLCOG to update the plan every five years. NLCOG adopted NLCOG 2045 on April 7, 2021.

The MTP incorporates policy considerations and related long-term impacts. Analysis of land use changes, population growth and density patterns, economic development and commercial and residential zoning help identify and rank projects. All regionally significant projects are identified in the plan regardless of their funding source; and, in many cases, projects are funded with combinations of state, federal, and local funds.

Transportation Improvement Program

A Transportation Improvement Program (TIP) is a prioritized, financially constrained, multi-year program for implementation of federally funded transportation improvement projects in a designated MPO region. The TIP serves as a planning tool to ensure the most effective use of limited funding for

transportation improvements. The TIP includes the adopted list of public transit, roadway, bicycle, pedestrian, and air quality projects that will receive federal transportation funds in the future. A transportation improvement is not eligible for federal funding unless it is documented within the TIP. The TIP also includes the projects in Northwest Louisiana that are intended to only use state funds. The TIP implements the fiscally constrained MTP. NLCOG's TIP covers a four-year period, though specific projects and their funding levels are usually identified for the first three or four-year period. The 2019-2022 TIP was adopted on July 12, 2018 and has been amended regularly since adoption. The projects in this report are from the 2019-2022 TIP.

Public Involvement

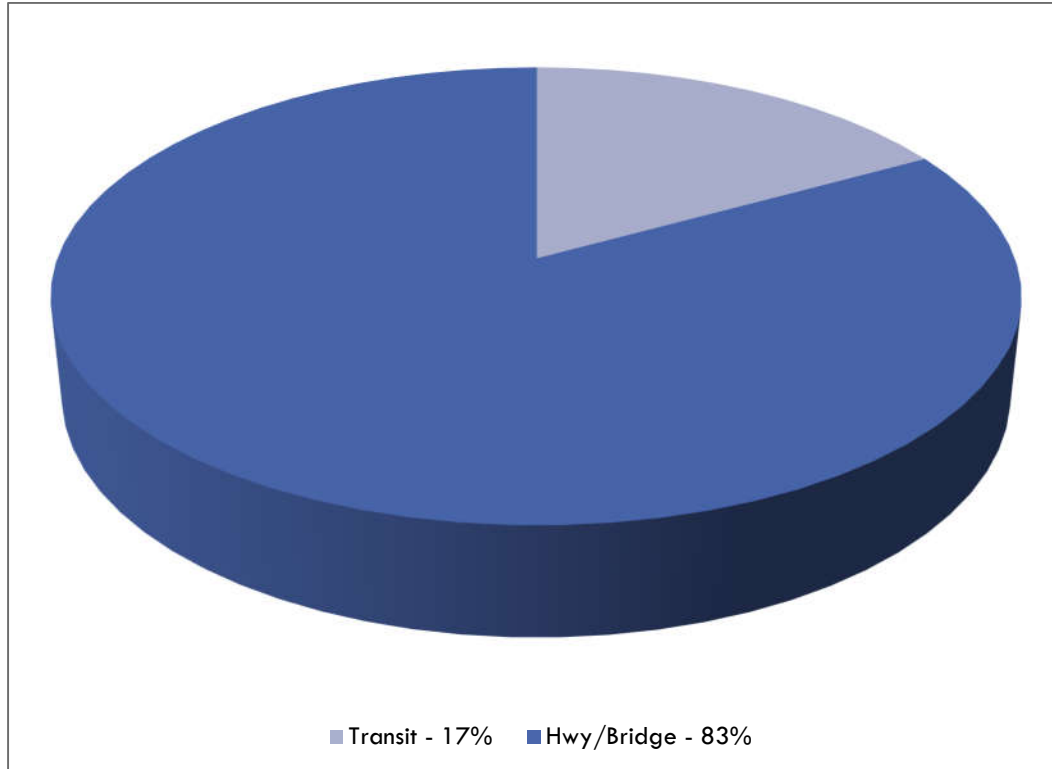
NLCOG aims to proactively engage the public in the regional transportation planning process and embraces federal requirements that MPOs provide the public with complete information, timely public notice, full public access to key decisions, and early and continuing involvement in developing the MTP, TIP, and other products. NLCOG's public involvement strategies include presenting information and educating the public, continually soliciting public input, helping information flow between the public and decision makers, and considering and responding to public concerns.

Summary of Projects

In FY 2021, more than 100 projects over four parishes were scheduled for a total federal cost of \$98,765,031.59. Of this total, \$88,007,949.57 (83%) was for highway/bridge projects and \$10,757,082.02 (17%) was for transit projects. The summary of federal funds, excluding transit funds, by parish:

- Bossier Parish - \$29,143,724.43 (33.2%)
- Caddo Parish - \$19,897,030.96 (22.6%)
- DeSoto Parish - \$12,099,075.20 (13.7%)
- Webster Parish - \$26,868,118.98 (30.5%)

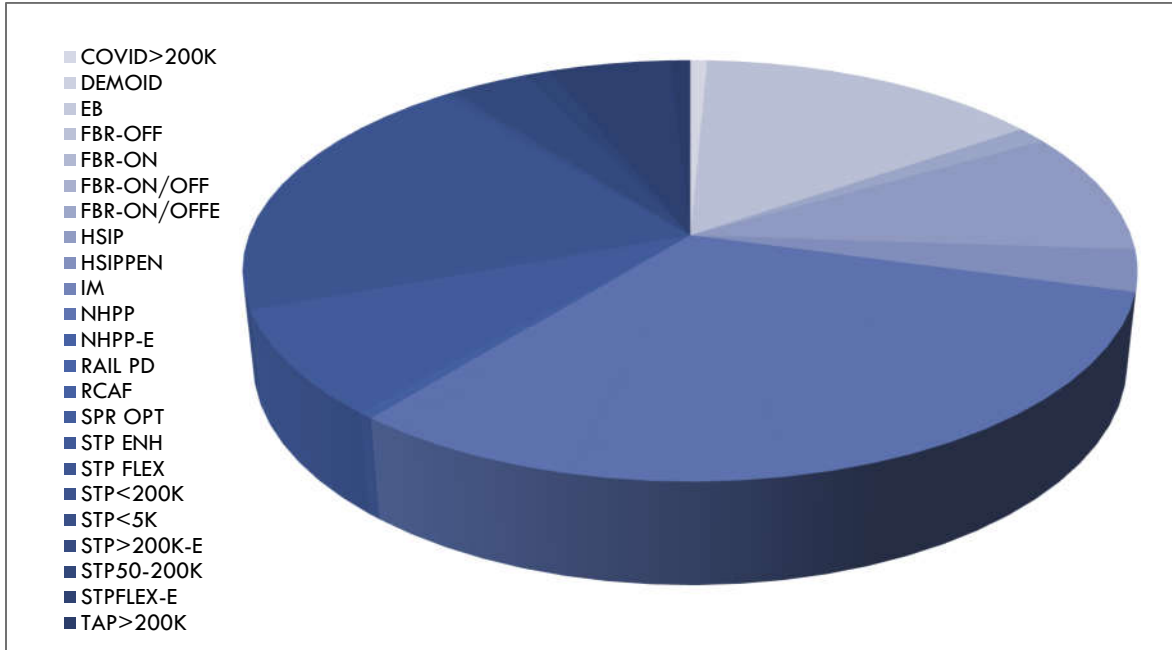
FY 2022 Federally Obligated Projects Summary



The largest percentage of highway/bridge funds (25.85% total) obligated was the National Highway Performance Program (NHPP) which supports the condition and performance of the National Highway System (NHS); provides support for the construction of new facilities on the NHS; and ensures that investments of federal-aid funds in highway construction are directed to support progress toward the achievement of performance targets established in a state's asset management plan for the NHS. This program had a federal funding total of \$22,753,388.23.

In the chart below, the funding by category is illustrated with corresponding percentage of funding. Negative numbers indicate money that was de-obligated. In some cases, it was money that the LaDOTD advanced construction with state funds and now the state funds are removed, and federal funds added.

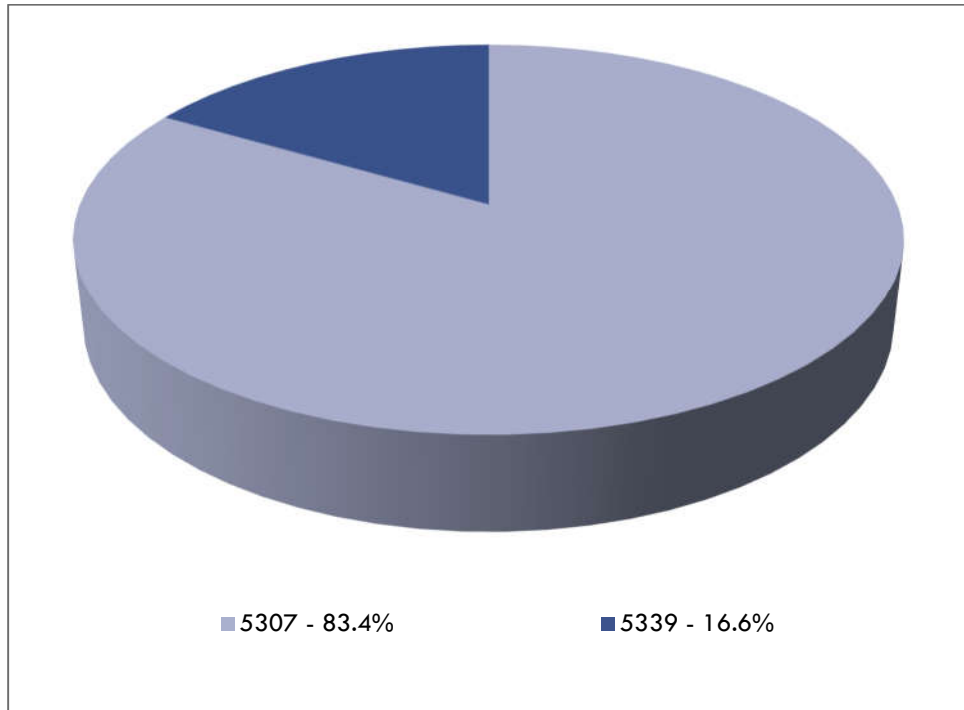
FY 2022 Federally Obligated Highway/Bridge Projects by Funding Category



Prefix	Total Federal Funds	Percentage Federal Funds
COVID>200k	\$5,072,160.00	5.76%
DEMOID	\$9,909.25	0.01%
EB	\$6,141.48	0.01%
FBR-OFF	\$10,582,587.12	12.02%
FBR-ON	\$6,966.89	0.01%
FBR-ON/OFF	\$-7306.77	-0.01%
FBR-ON/OFFE	\$926,507.11	1.05%
HSIP	\$6,771,992.70	7.69%
HSIPPEN	\$2,299,467.49	2.61%
IM	-\$11,910.39	-0.01%
NHPP	\$22,753,388.23	25.85%
NHPP-E	\$341,972.06	0.39%
RAIL PD	\$4,948.10	0.01%
RCAF	\$203,372.73	0.23%
SPR OPT	\$5,832,795.93	6.63%
STP ENH	-\$101,883.93	-0.12%
STP FLEX	\$14,001,638.34	15.91%
STP<200K	\$327,500.00	0.37%
STP<5K	\$173,995.21	0.20%
STP>200K	\$11,308,697.30	12.85%
STP>200K-E	\$2,379,817.00	2.70%
STP50-200K	\$770,000	0.87%
STPFLEX-E	\$3,737,473.60	4.25%
TAP>200K	\$617,720.12	0.70%
Total	\$88,007,949.57	100.00%

The largest percentage of transit funds (83% total) obligated was the FTA Section 5307 Capital Budget category of funding. These funds were used for administration, operations, planning, and capital improvements. The chart below illustrates these percentages:

FY 2022 Federally Obligated Transit Projects by FTA Funding Category



Prefix	Total Federal Funds	Percentage of Funds
Section 5307	\$8,977,301.92	83.4%
Section 5339	\$1,779,780.10	16.6%
Total	\$10,757,082.02	100.00%

Obligation Report

This report is organized by project phase for highway/bridge projects and funding category for transit projects. The TIP identification (ID), project name, description, funding source and the total obligation amount are shown for each project. The TIP ID is a unique number given to each project selected for inclusion into the NLCOG TIP. A brief description of each project is provided. The obligation is the federal share for that TIP project in the federal fiscal year. The obligation amounts for each of the projects are added up to show the total obligation by project phase.

While federal funding is included in this report, local or state funds are also reported in most cases. In FY2022, federal funding was distributed through the following funding categories:

- **Coronavirus Response and Relief Supplemental Appropriations Act (COVID>200K)** funds supplemental funds for areas of over 200,000 in population. These funds may be used for costs related to preventive maintenance, routine maintenance, operations, personnel, including salaries of employees or contractors, debt service payments, availability payments, and coverage for other revenue losses.
- **Demonstration Projects (DEMO)** funding refers to line items, for each individual project, within the past transportation authorizations (i.e. ISTEA, TEA-21, SAFETEA-LU, but not MAP-21) that explicitly devotes funding to the line item project utilizing funds from any number of programs (i.e. STP, HSIP, IM, etc.) sources.
- **Equity Bonus (EB)** funds the state can apply for toward the end of the fiscal year that other states have not been able to obligate within their approved timeline.
- **Federal Bridge Replacement On/Off System (FBR)** are federal funds used for the replacement, rehabilitation or widening of any federal aid facility on- or off-system.
- **FTA Section 5307** funds are used for capital, operating assistance, preventive maintenance and planning purposes for mass transportation improvements in urbanized areas.
- **FTA Section 5339** makes Federal funds available to States and designated recipients to replace, rehabilitate and purchase buses and related equipment and to construct bus-related facilities including technological changes or innovations to modify low or no emission vehicles or facilities. Funding is provided through formula allocations and competitive grants. A sub-program provides competitive grants for bus and bus facility projects that support low and zero-emission vehicles.
- **Highway Safety Improvement Program (HSIP/HSIPPEN)** provides funding to achieve a significant reduction in traffic fatalities and serious injuries on all public roads through the implementation of infrastructure-related highway safety improvements.

- **National Highway Performance Program (NHPP/NHPP-E)** supports the condition and performance of the NHS; provides support for the construction of new facilities on the NHS; and ensures that investments of federal-aid funds in highway construction are directed to support progress toward the achievement of performance targets established in a state's asset management plan for the NHS.
- **National Highway System (NHS)** funds improvements to the dynamic roadway system that can change in response to future travel and trade demands which includes the interstate system, as well as other roads important to the nation's economy, defense, and mobility.
- **Rail Cost Adjustment Factor (RCAF)** is an index used for the adjustment for inflation in long-term railroad contracts, rate negotiations, and transportation studies, computer quarterly.
- **State Planning and Research (SPR-OPT)** provides funds for activities that support statewide transportation planning process' scope of consideration to include projects, strategies, and services that will Improve transportation system resiliency and reliability; reduce (or mitigate) the stormwater impacts of surface transportation; and enhance travel and tourism.
- **Surface Transportation Program (STP>200K / STP>200K-E / STP<200K / STP<5K)** provides flexible funding that may be used by States and localities for projects to preserve and improve the conditions and performance on any Federal-aid highway, bridge and tunnel projects on any public road, pedestrian and bicycle infrastructure, and transit capital projects, including intercity bus terminals. Within the metropolitan area, funds may be used for roadway reconstruction, rehabilitation, traffic operational improvements, bicycle / pedestrian facilities, and studies. Funding may also be used in areas with a population of 5,000 or less on roads functionally classified as minor collectors.
- **Surface Transportation Program Transportation Enhancements (STP ENH)** is flexible funding that may be used by states and localities for projects to preserve and improve the conditions and performance on any Federal-aid highway, bridge and tunnel projects on any public road, pedestrian and bicycle infrastructure, and transit capital projects, including intercity terminals.
- **Surface Transportation Program (STP FLEX / STPFLEX-E)** is a flexible funding category used to fund roadway reconstruction, Intelligent Transportation System (ITS) projects, or bridge/interchange work.
- **Surface Transportation Program Rail Hazard Elimination and Highway Crossings Protective Devices (RAIL HE/PD)** are safety set aside funds that provide programs to reduce the number and severity of crashes at public highway-rail grade crossings (Section 130) and correct or improve hazardous locations, sections, and elements on any public road, public surface transportation facility, or public bike/pedestrian path or trail.

- **Transit Alternatives Program (TAP>200K)** funds encompass a variety of smaller-scale transportation projects such as pedestrian and bicycle facilities, recreational trails, safe routes to school projects, community improvements such as historic preservation and vegetation management, and environmental mitigation related to stormwater and habitat connectivity.

Some projects include a mixture of different TIP funding categories, and thus one project line under one funding source does not necessarily equal the total obligated funding for that project. The tables below are based on records obtained from LaDOTD, FHWA, and FTA, as NLCOG does not directly participate in the obligation process.

Technical Terms

Various tables, figures, and project tracking sheets within this report include the following technical terms to describe and aid in understanding the projects.

- **Funding source** refers to the category of funding source for the primary source of funds.
- **Project numbers** given by the LaDOTD as the state transportation project number and to illustrate the project stage.
- **Project Description** shows a brief description often referenced by a local street, road or highway.
- **Percent of federal share** refers to the funding split of federal to local/state funds. For examples, 80% means the federal share is 80% of the project cost and local/state funds make up the remaining 20%.
- **Federal funds** are the federal share needed to complete the project (obligation).
- **Total cost** shows the total cost for the project's given phase.
- **FHWA transaction date** refers to the date the project was entered into the FHWA system.
- **Advance Construction funds** refer to funds the state of Louisiana advanced in place of federal funds for that phase. Negative numbers show money that was de-obligated. In some cases, it is money that the state advanced construction with state funds and now the state funds are removed, and the federal funds are added.
- **Programmed TIP Funds** shows the federal funds programmed in the 2018-2022 TIP document.
- **TIP Funding Category** refers to the MPO STP>200K funding category identified in the 2018-2022 TIP document for the project.
- **Future Programmed TIP Funds** shows the federal funds programmed in the 2023-2026 TIP document.

BOSSIER PARISH – Annual Listing of Federally Obligated Projects for Fiscal Year 2022 (Highway)

Funding Source	Percent of Federal Share	Project Number	Project Description	Federal Funds Amount	State Funds Amount	Advance Construction Funds	Total All Funds	FHWA Transaction Date	FHWA Authorization Date
STP FLEX	80.00	H.000118.6	BAYOU FIFI BRIDGE (HBI)	30,796.45	7,699.11	0.00	38,495.56	3/8/2022	
RCAF	80.00	H.000118.6	BAYOU FIFI BRIDGE (HBI)	9,805.78	2,451.44	0.00	12,257.22	7/19/2022	
STP FLEX	80.00	H.000118.6	BAYOU FIFI BRIDGE (HBI)	16,000.00	4,000.00	0.00	20,000.00	10/25/2021	
NHPP	80.00	H.001779.2	JIMMIE DAVIS BRIDGE (LA 511) (HBI)	16,165.38	4,041.35	0.00	20,206.73	11/30/2021	
NHPP-E	80.00	H.001779.2	JIMMIE DAVIS BRIDGE (LA 511) (HBI)	12,751.45	3,187.87	0.00	15,939.32	8/25/2022	
NHPP-E	80.00	H.001779.2	JIMMIE DAVIS BRIDGE (LA 511) (HBI)	14,617.18	3,654.29	0.00	18,271.47	4/4/2022	
RCAF	80.00	H.001795.6	RED CHUTE AND OLD CHANNEL BRIDGES	-2,379.23	-594.81	0.00	-2,974.04	1/11/2022	
STP FLEX	80.00	H.001795.6	RED CHUTE AND OLD CHANNEL BRIDGES	0.00	0.00	0.00	-118,636.05	1/11/2022	
RCAF	80.00	H.003263.5	I-20: OVERPASSES REHAB. (BOSSIER CITY)	-2,147.69	-536.92	0.00	-2,684.61	5/10/2022	
FBR-ON/OFF	80.00	H.003263.5	I-20: OVERPASSES REHAB. (BOSSIER CITY)	-3,684.15	-921.04	0.00	-4,605.19	5/10/2022	
NHPP	90.00	H.003263.6	I-20: OVERPASSES REHAB. (BOSSIER CITY)	-223,426.40	0.00	0.00	-223,426.40	3/28/2022	
NHPP	100.00	H.003370.6	I-220/1-20 INTERCHANGE IMP & BAFB ACCESS	0.00	0.00	-5,860,000.00	-5,860,000.00	7/5/2022	
NHPP	80.00	H.003370.6	I-220/1-20 INTERCHANGE IMP & BAFB ACCESS	0.00	10,937.76	43,751.04	54,688.80	8/31/2022	
NHPP	100.00	H.003370.6	I-220/1-20 INTERCHANGE IMP & BAFB ACCESS	7,229,978.47	0.00	0.00	7,229,978.47	7/5/2022	
NHPP	80.00	H.003370.6	I-220/1-20 INTERCHANGE IMP & BAFB ACCESS	0.00	1,352,646.40	5,410,585.60	6,763,232.00	7/5/2022	
NHPP	80.00	H.003370.6	I-220/1-20 INTERCHANGE IMP & BAFB ACCESS	0.00	51,988.79	207,955.17	259,943.96	5/26/2022	
NHPP	80.00	H.003370.6	I-220/1-20 INTERCHANGE IMP & BAFB ACCESS	0.00	23,860.00	95,440.00	119,300.00	1/5/2022	
NHPP	100.00	H.003370.6	I-220/1-20 INTERCHANGE IMP & BAFB ACCESS	0.00	-1,352,646.40	-5,410,585.60	-6,763,232.00	7/5/2022	

Funding Source	Percent of Federal Share	Project Number	Project Description	Federal Funds Amount	State Funds Amount	Advance Construction Funds	Total All Funds	FHWA Transaction Date	FHWA Authorization Date
NHPP	100.00	H.003370.6	I-220/1-20 INTERCHANGE IMP & BAFB ACCESS	0.00	1,352,646.40	5,410,585.60	6,763,232.00	1/26/2022	
NHPP	100.00	H.003370.6	I-220/1-20 INTERCHANGE IMP & BAFB ACCESS	0.00	0.00	-1,369,978.47	-1,369,978.47	7/5/2022	
STP>200K	80.00	H.007085.6	SHED ROAD (BENTON - AIRLINE)	-170,606.01	-2,164.78	0.00	-219,876.92	3/24/2022	
TAP>200K	80.00	H.007400.6	NORTH BOSSIER SHARED USE TRAIL, PHASE II	617,720.12	7,353.81	0.00	772,150.15	2/28/2022	02/28/2022
RAIL PD	100.00	H.009813.6	KCS (BOSSIER CITY)	14,948.10	0.00	0.00	14,948.10	3/7/2022	
RAIL PD	100.00	H.009813.6	KCS (BOSSIER CITY)	-10,000.00	0.00	0.00	-10,000.00	7/5/2022	
NHPP	80.00	H.011484.5	US80: RED RIVER BR TEXAS ST REHAB (HBI)	-35,251.12	-8,812.78	0.00	-44,063.90	4/4/2022	
NHPP	80.00	H.011484.6	US80: RED RIVER BR TEXAS ST REHAB (HBI)	-194,967.20	-5,793.18	0.00	-602,868.77	4/4/2022	
STP FLEX	80.00	H.011599.6	LA 529: LA 160 TO LA 2	-62,206.16	-2,896.83	0.00	-77,757.70	3/28/2022	
STP>200K	80.00	H.011727.2	SWAN LAKE RD (I-220 TO FLAT RIVER) C&G	0.00	0.00	0.00	-112,019.52	6/22/2022	
STP>200K	80.00	H.011727.4	SWAN LAKE RD (I-220 TO FLAT RIVER) C&G	-37,355.56	-9,338.89	0.00	-46,694.45	6/22/2022	
STP>200K	80.00	H.011727.4	SWAN LAKE RD (I-220 TO FLAT RIVER) C&G	784,466.85	9,338.89	0.00	980,583.56	1/13/2022	
STP>200K	80.00	H.011727.6	SWAN LAKE RD (I-220 TO FLAT RIVER) C&G	0.00	0.00	0.00	10,359.44	6/22/2022	
HSIPPEN	100.00	H.011913.6	I-220 CABLE BARRIER	-223,737.16	0.00	0.00	-223,737.16	11/18/2021	
STP FLEX	80.00	H.012537.5	LA154,LA157:RED CHUTE BYU & FLAT RVR BRS	0.00	842.45	20,829.78	26,037.23	9/7/2022	
RCAF	80.00	H.012537.5	LA154,LA157:RED CHUTE BYU & FLAT RVR BRS	19,825.85	4,956.46	0.00	24,782.31	8/17/2022	
STP FLEX	80.00	H.012537.5	LA154,LA157:RED CHUTE BYU & FLAT RVR BRS	15,832.12	3,958.03	0.00	19,790.15	5/16/2022	
STP FLEX	80.00	H.012537.5	LA154,LA157:RED CHUTE BYU & FLAT RVR BRS	20,978.02	5,244.50	0.00	26,222.52	3/8/2022	
STP FLEX	80.00	H.012537.5	LA154,LA157:RED CHUTE BYU & FLAT RVR BRS	69,413.51	2,807.38	0.00	86,766.89	10/25/2021	

Funding Source	Percent of Federal Share	Project Number	Project Description	Federal Funds Amount	State Funds Amount	Advance Construction Funds	Total All Funds	FHWA Transaction Date	FHWA Authorization Date
HSIP	100.00	H.012724.6	BOLINGER CUTOFF RD:UP-N OF PLAIN DEALING	-1,000.00	0.00	0.00	-1,000.00	4/11/2022	
NHPP	90.00	H.012889.5	I20 REHAB (PINES ROAD TO I-220)	12,758.45	1,417.61	0.00	14,176.06	11/16/2021	
NHPP	90.00	H.012889.5	I20 REHAB (PINES ROAD TO I-220)	13,560.98	1,506.78	0.00	15,067.76	10/18/2021	
NHPP	90.00	H.012889.5	I20 REHAB (PINES ROAD TO I-220)	22,815.00	2,535.00	0.00	25,350.00	12/13/2021	
NHPP	90.00	H.012889.5	I20 REHAB (PINES ROAD TO I-220)	37,248.36	4,138.71	0.00	41,387.07	3/8/2022	
NHPP	90.00	H.012889.5	I20 REHAB (PINES ROAD TO I-220)	37,371.30	4,152.37	0.00	41,523.67	5/16/2022	
NHPP	90.00	H.012889.5	I20 REHAB (PINES ROAD TO I-220)	133,889.32	14,876.59	0.00	148,765.91	5/31/2022	
NHPP-E	90.00	H.012889.5	I20 REHAB (PINES ROAD TO I-220)	16,199.28	1,799.92	0.00	17,999.20	4/4/2022	
NHPP-E	90.00	H.012889.5	I20 REHAB (PINES ROAD TO I-220)	101,894.13	11,321.57	0.00	113,215.70	8/2/2022	
NHPP-E	90.00	H.012889.5	I20 REHAB (PINES ROAD TO I-220)	54,125.22	6,013.91	0.00	60,139.13	8/24/2022	
NHPP	90.00	H.012889.5	I20 REHAB (PINES ROAD TO I-220)	9,851.02	1,094.56	0.00	10,945.58	12/1/2021	
NHPP	90.00	H.012913.6	I-20 EB: EXIT RAMP EXTENSION AT LA 157	199,906.04	22,211.78	0.00	222,117.82	4/27/2022	
STP>200K	80.00	H.013186.6	BOSSIER CITY RT: COLEMAN ST IMPROVEMENTS	40,000.00	10,000.00	0.00	50,000.00	6/16/2022	
STP FLEX	80.00	H.013186.6	BOSSIER CITY RT: COLEMAN ST IMPROVEMENTS	9,592.65	2,398.16	0.00	11,990.81	5/31/2022	
STP FLEX	80.00	H.013186.6	BOSSIER CITY RT: COLEMAN ST IMPROVEMENTS	17,469.90	4,367.47	0.00	21,837.37	5/16/2022	
STP FLEX	80.00	H.013186.6	BOSSIER CITY RT: COLEMAN ST IMPROVEMENTS	125,000.00	31,250.00	0.00	156,250.00	4/28/2022	
STP FLEX	80.00	H.013186.6	BOSSIER CITY RT: COLEMAN ST IMPROVEMENTS	80,000.00	20,000.00	0.00	100,000.00	3/15/2022	
STP<200K	80.00	H.013245.6	MOTORIST ASSISTANCE PATROL (MAP)	209,698.29	52,424.57	0.00	262,122.86	6/8/2022	
STP50-200K	80.00	H.013245.6	MOTORIST ASSISTANCE PATROL (MAP)	770,000.00	192,500.00	0.00	962,500.00	6/8/2022	

Funding Source	Percent of Federal Share	Project Number	Project Description	Federal Funds Amount	State Funds Amount	Advance Construction Funds	Total All Funds	FHWA Transaction Date	FHWA Authorization Date
NHPP	80.00	H.013245.6	MOTORIST ASSISTANCE PATROL (MAP)	2,185,500.00	546,375.00	0.00	2,731,875.00	6/8/2022	
STP<200K	80.00	H.013245.6	MOTORIST ASSISTANCE PATROL (MAP)	117,801.71	29,450.43	0.00	147,252.14	6/8/2022	
STP>200K	80.00	H.013245.6	MOTORIST ASSISTANCE PATROL (MAP)	2,545,000.00	636,250.00	0.00	3,181,250.00	6/8/2022	
NHPP	80.00	H.013252.4	US 80: TEXAS ST BRIDGE - FLAT RIVER	-7,255.47	-477.22	0.00	-11,227.11	2/7/2022	
NHPP	80.00	H.013252.4	US 80: TEXAS ST BRIDGE - FLAT RIVER	32,212.17	8,053.04	0.00	40,265.21	4/11/2022	
NHPP	80.00	H.013252.4	US 80: TEXAS ST BRIDGE - FLAT RIVER	0.00	-3,655.81	0.00	21,615.30	5/5/2022	
NHPP-E	100.00	H.013252.4	US 80: TEXAS ST BRIDGE - FLAT RIVER	83,334.19	0.00	0.00	83,334.19	5/5/2022	
NHPP	80.00	H.013252.4	US 80: TEXAS ST BRIDGE - FLAT RIVER	10,978.11	2,744.53	0.00	13,722.64	10/18/2021	
NHPP	80.00	H.013252.6	US 80: TEXAS ST BRIDGE - FLAT RIVER	-0.03	0.00	0.00	-0.04	2/7/2022	
NHPP	80.00	H.014098.6	US 71: BARKSDALE - I-20	0.00	163,162.93	652,651.73	815,814.66	10/20/2021	
NHPP	80.00	H.014098.6	US 71: BARKSDALE - I-20	652,651.73	163,162.93	0.00	815,814.66	4/25/2022	
NHPP	80.00	H.014098.6	US 71: BARKSDALE - I-20	0.00	-163,162.93	-652,651.73	-815,814.66	4/25/2022	
NHPP	80.00	H.014106.6	LA 3: I-220 - KINGSTON RD	0.00	1,238,887.23	4,955,548.92	6,194,436.15	11/22/2021	11/22/2021
NHPP	80.00	H.014106.6	LA 3: I-220 - KINGSTON RD	1,315,747.19	-909,950.93	-4,955,548.92	-4,549,752.66	2/2/2022	11/22/2021
NHPP	80.00	H.014106.6	LA 3: I-220 - KINGSTON RD	4,955,548.92	1,238,887.23	0.00	6,194,436.15	2/2/2022	11/22/2021
NHPP-E	80.00	H.014106.6	LA 3: I-220 - KINGSTON RD	235,966.71	58,991.68	0.00	294,958.39	9/1/2022	11/22/2021
FBR-OFF	80.00	H.014217.5	LA 537: BRIDGES NEAR PLAIN DEALING	45,556.38	1,842.49	0.00	56,945.47	1/26/2022	
FBR-OFF	80.00	H.014225.5	LA 528: CLARKE BAYOU BRIDGE	13,833.07	559.47	0.00	17,291.34	10/14/2021	
FBR-OFF	80.00	H.014233.3	LA 160: CYPRESS BAYOU & RELIEF BRIDGES	42,948.00	1,737.00	0.00	53,685.00	8/1/2022	08/01/2022

Funding Source	Percent of Federal Share	Project Number	Project Description	Federal Funds Amount	State Funds Amount	Advance Construction Funds	Total All Funds	FHWA Transaction Date	FHWA Authorization Date
FBR-OFF	80.00	H.014233.5	LA 160: CYPRESS BAYOU & RELIEF BRIDGES	429.48	107.37	0.00	536.85	1/19/2022	05/10/2021
FBR-OFF	80.00	H.014233.5	LA 160: CYPRESS BAYOU & RELIEF BRIDGES	14,717.80	3,679.45	0.00	18,397.25	1/25/2022	05/10/2021
STP FLEX	80.00	H.014635.6	LA 157: KCS RR XING (HAUGHTON)	0.00	1,554.32	86,751.77	168,840.59	10/18/2021	10/18/2021
COVID>200K	100.00	H.014969.1	NW LOUISIANA REGIONAL AERIAL PHOTOGRAPHY	1,268,040.00	0.00	0.00	1,268,040.00	3/22/2022	
SPR OPT	80.00	H.972353.1	PL MPO'S 7/1/19-6/30/20	-888,145.67	0.00	0.00	-1,110,182.09	10/18/2021	
SPR OPT	80.00	H.972462.1	PL MPO'S 7/1/22-6/30/23	2,927,623.14	0.00	0.00	3,659,528.92	7/19/2022	
SPR OPT	80.00	H.972462.1	PL MPO'S 7/1/22-6/30/23	2,782,260.80	0.00	0.00	3,477,826.00	7/19/2022	
SPR OPT	80.00	H.972462.1	PL MPO'S 7/1/22-6/30/23	993,307.36	0.00	0.00	1,241,634.20	7/19/2022	
SPR OPT	80.00	H.972462.1	PL MPO'S 7/1/22-6/30/23	17,750.30	0.00	0.00	22,187.88	7/19/2022	
Total				\$29,143,724.43	\$4,870,116.51	-\$1,384,865.11	\$33,901,731.07		

CADD0 PARISH – Annual Listing of Federally Obligated Projects for Fiscal Year 2022 (Highway)

Funding Source	Project Number	Project Description	Percent of Federal Share	Federal Funds Amount	State Funds Amount	Advance Construction Funds	Total All Funds	FHWA Transaction Date	FHWA Authorization Date
NHPP	H.000413.1	CROSS BAYOU BRIDGE REPLACEMENT	80.00	166,854.99	41,713.75	0.00	208,568.74	7/22/2022	07/21/2022
NHPP	H.000413.5	CROSS BAYOU BRIDGE REPLACEMENT	80.00	140,600.19	35,150.05	0.00	175,750.24	7/22/2022	07/21/2022
STP FLEX	H.001278.6	INTERSECTION IMPR YOUREE DR AT KINGS HWY	80.00	-93,943.91	-23,485.98	0.00	-117,429.89	3/29/2022	
FBR-OFF	H.001623.4	CREEK BRIDGE & IRISH BAYOU BRIDGE	80.00	70,731.18	17,682.79	0.00	88,413.97	5/13/2022	
RCAF	H.001661.6	BLACK BAYOU BRIDGE	80.00	100,000.00	25,000.00	0.00	125,000.00	8/22/2022	
HSIP	H.001769.2	LA 511: LA 523 - FERN AV	90.00	14,055.53	1,561.73	0.00	15,617.26	10/18/2021	
HSIP	H.001769.2	LA 511: LA 523 - FERN AV	90.00	-8,438.27	-937.59	0.00	-9,375.86	3/24/2022	
NHPP	H.001779.2	JIMMIE DAVIS BRIDGE (LA 511) (HBI)	80.00	16,165.38	4,041.35	0.00	20,206.73	11/30/2021	
NHPP-E	H.001779.2	JIMMIE DAVIS BRIDGE (LA 511) (HBI)	80.00	12,751.45	3,187.87	0.00	15,939.32	8/25/2022	
NHPP-E	H.001779.2	JIMMIE DAVIS BRIDGE (LA 511) (HBI)	80.00	14,617.18	3,654.29	0.00	18,271.47	4/4/2022	
STP ENH	H.002941.6	I-49 LANDSCAPING INTERCHANGES	95.00	-101,883.93	-959.23	0.00	-90,431.54	12/7/2021	
NHPP	H.003495.3	I-49N, SEGMENT K-PHASE 1	80.00	7,635.20	1,908.80	0.00	9,544.00	4/11/2022	
NHPP	H.003505.3	I-49 NORTH (LA 530 TO LA 170)	80.00	7,635.20	1,908.80	0.00	9,544.00	5/19/2022	
STP>200K	H.009213.2	LA 3132 (INNER LOOP) EXTENSION	80.00	27,009.02	6,752.25	0.00	33,761.27	5/2/2022	
RCAF	H.010279.6	LA 173: LA 1 TO US 71	80.00	57,155.58	14,288.90	0.00	71,444.48	7/20/2022	
RCAF	H.010279.6	LA 173: LA 1 TO US 71	80.00	10,568.38	2,642.09	0.00	13,210.47	7/28/2022	
RCAF	H.010279.6	LA 173: LA 1 TO US 71	80.00	10,544.06	2,636.02	0.00	13,180.08	8/29/2022	
STP FLEX	H.010279.6	LA 173: LA 1 TO US 71	80.00	40,870.95	10,217.74	0.00	51,088.69	6/22/2022	

Funding Source	Project Number	Project Description	Percent of Federal Share	Federal Funds Amount	State Funds Amount	Advance Construction Funds	Total All Funds	FHWA Transaction Date	FHWA Authorization Date
STP FLEX	H.010286.6	LA 538: JCT US 71 TO LA 1	80.00	0.00	6,732.44	26,929.75	33,662.19	9/22/2022	03/15/2022
STP FLEX	H.010286.6	LA 538: JCT US 71 TO LA 1	80.00	66,154.42	16,538.60	0.00	82,693.02	4/27/2022	03/15/2022
STP FLEX	H.010286.6	LA 538: JCT US 71 TO LA 1	80.00	737,123.06	184,280.77	0.00	921,403.83	3/15/2022	03/28/2022
STP FLEX	H.010288.6	LA 789: PRESTON ROAD TO LA 169	80.00	0.00	617,325.21	2,464,932.83	3,082,258.04	3/28/2022	03/28/2022
STP FLEX	H.010288.6	LA 789: PRESTON ROAD TO LA 169	80.00	260,830.73	65,213.12	0.00	326,043.85	5/26/2022	03/28/2022
STP FLEX	H.010288.6	LA 789: PRESTON ROAD TO LA 169	80.00	2,464,932.83	0.00	-2,464,932.83	0.00	4/19/2022	03/28/2022
NHPP	H.010468.5	I-20: MONKHOUSE TO I-49	90.00	1,455,763.26	161,751.47	0.00	1,617,514.73	3/9/2022	03/07/2022
NHPP	H.011111.6	I-49 NORTH, SEGMENT K - PHASE 2	80.00	40,000.00	10,000.00	0.00	50,000.00	3/8/2022	
EB	H.011111.6	I-49 NORTH, SEGMENT K - PHASE 2	80.00	6,141.48	1,535.37	0.00	7,676.85	4/25/2022	
NHPP	H.011111.6	I-49 NORTH, SEGMENT K - PHASE 2	80.00	348,063.05	87,015.76	0.00	435,078.81	4/25/2022	
NHPP-E	H.011111.6	I-49 NORTH, SEGMENT K - PHASE 2	80.00	100,000.00	25,000.00	0.00	125,000.00	4/25/2022	
NHPP	H.011449.6	GREENWOOD REST AREA RENOVATIONS	90.00	-257.74	-28.65	0.00	-286.39	10/14/2021	
HSIPPEN	H.011913.6	I-220 CABLE BARRIER	100.00	-223,737.16	0.00	0.00	-223,737.16	11/18/2021	
HSIPPEN	H.011914.6	I-49 CB: NATCHITOCHE P/L TO LA 3132	100.00	-61,765.52	0.00	0.00	-61,765.52	5/19/2022	
HSIPPEN	H.011917.6	I-49 CB: MLK DR. TO ARKANSAS S/L	100.00	-80,431.75	0.00	0.00	-80,431.75	10/12/2021	
STP FLEX	H.012643.6	DISTRICT 04 FLASHING YELLOW ARROW PART 2	100.00	13,662.12	0.00	0.00	13,662.12	4/27/2022	
HSIP	H.012643.6	DISTRICT 04 FLASHING YELLOW ARROW PART 2	100.00	4,665,041.97	0.00	0.00	4,665,041.97	4/27/2022	
HSIPPEN	H.012643.6	DISTRICT 04 FLASHING YELLOW ARROW PART 2	100.00	0.00	0.00	-4,651,379.85	-4,651,379.85	4/27/2022	
HSIPPEN	H.012643.6	DISTRICT 04 FLASHING YELLOW ARROW PART 2	100.00	0.00	0.00	4,651,379.85	4,651,379.85	2/23/2022	

Funding Source	Project Number	Project Description	Percent of Federal Share	Federal Funds Amount	State Funds Amount	Advance Construction Funds	Total All Funds	FHWA Transaction Date	FHWA Authorization Date
STP FLEX	H.012643.6	DISTRICT 04 FLASHING YELLOW ARROW PART 2	100.00	4,651,379.87	0.00	0.00	4,651,379.87	2/23/2022	
NHPP	H.012889.5	I20 REHAB (PINES ROAD TO I-220)	90.00	12,758.45	1,417.61	0.00	14,176.06	11/16/2021	
NHPP-E	H.012889.5	I20 REHAB (PINES ROAD TO I-220)	90.00	54,125.22	6,013.91	0.00	60,139.13	8/24/2022	
NHPP-E	H.012889.5	I20 REHAB (PINES ROAD TO I-220)	90.00	101,894.13	11,321.57	0.00	113,215.70	8/2/2022	
NHPP-E	H.012889.5	I20 REHAB (PINES ROAD TO I-220)	90.00	16,199.28	1,799.92	0.00	17,999.20	4/4/2022	
NHPP	H.012889.5	I20 REHAB (PINES ROAD TO I-220)	90.00	133,889.32	14,876.59	0.00	148,765.91	5/31/2022	
NHPP	H.012889.5	I20 REHAB (PINES ROAD TO I-220)	90.00	37,371.30	4,152.37	0.00	41,523.67	5/16/2022	
NHPP	H.012889.5	I20 REHAB (PINES ROAD TO I-220)	90.00	37,248.36	4,138.71	0.00	41,387.07	3/8/2022	
NHPP	H.012889.5	I20 REHAB (PINES ROAD TO I-220)	90.00	22,815.00	2,535.00	0.00	25,350.00	12/13/2021	
NHPP	H.012889.5	I20 REHAB (PINES ROAD TO I-220)	90.00	13,560.98	1,506.78	0.00	15,067.76	10/18/2021	
NHPP	H.012889.5	I20 REHAB (PINES ROAD TO I-220)	90.00	9,851.02	1,094.56	0.00	10,945.58	12/1/2021	
STP FLEX	H.013253.6	US 79/US 80:TEXAS STATE LINE - JCT US 80	80.00	-858,083.96	-214,520.99	0.00	-1,072,604.95	10/14/2021	
NHPP	H.013426.3	GRIMMETT DR PIPE REHAB	80.00	-216,274.80	-54,068.70	0.00	-270,343.50	3/28/2022	
NHPP	H.013426.6	GRIMMETT DR PIPE REHAB	80.00	-142,772.65	0.00	0.00	-142,772.65	3/28/2022	
HSIPPEN	H.013766.5	LOCAL ROAD SIGNS & STRIPING (CADD0)	100.00	5,677.49	0.00	0.00	5,677.49	4/25/2022	10/29/2020
HSIP	H.013766.6	LOCAL ROAD SIGNS & STRIPING (CADD0)	100.00	216,981.65	0.00	0.00	216,981.65	6/21/2022	5/11/2022
HSIP	H.013766.6	LOCAL ROAD SIGNS & STRIPING (CADD0)	100.00	449,824.03	0.00	0.00	449,824.03	6/28/2022	5/11/2022
HSIP	H.013766.6	LOCAL ROAD SIGNS & STRIPING (CADD0)	100.00	1,378,178.92	0.00	0.00	1,378,178.92	6/21/2022	5/11/2022
NHPP-E	H.013890.6	LA 3132:I-20 - LA 523 PAVEMENT MARKINGS	100.00	-498,301.44	0.00	0.00	-498,301.44	12/6/2021	

Funding Source	Project Number	Project Description	Percent of Federal Share	Federal Funds Amount	State Funds Amount	Advance Construction Funds	Total All Funds	FHWA Transaction Date	FHWA Authorization Date
HSIPPEN	H.014060.6	LA 511: TURN LANES AT WALKER & KENNEDY	100.00	141,267.12	0.00	0.00	141,267.12	5/31/2022	
HSIPPEN	H.014060.6	LA 511: TURN LANES AT WALKER & KENNEDY	100.00	2,660,256.88	0.00	0.00	2,660,256.88	3/14/2022	
HSIPPEN	H.014060.6	LA 511: TURN LANES AT WALKER & KENNEDY	100.00	0.00	0.00	-2,660,256.88	-2,660,256.88	3/14/2022	
NHPP	H.014110.6	US 171: CADD0 P/L - LA 3132	80.00	0.00	1,750,896.90	7,003,587.61	8,754,484.51	9/22/2022	09/22/2022
FBR-OFF	H.014229.5	CRAWFORD ROAD OVER TIGER BRANCH	80.00	16,000.00	4,000.00	0.00	20,000.00	11/22/2021	
HSIPPEN	H.014292.6	LA 1: LEFT TURN LANES AT REGAL DRIVE	100.00	0.00	0.00	1,338,506.23	1,338,506.23	5/11/2022	02/28/2022
HSIPPEN	H.014292.6	LA 1: LEFT TURN LANES AT REGAL DRIVE	100.00	0.00	0.00	2,455,713.62	2,455,713.62	2/28/2022	02/28/2022
Total				\$19,897,030.96	\$2,857,491.95	\$8,164,480.33	\$30,931,414.86		

DESOTO PARISH – Annual Listing of Federally Obligated Projects for Fiscal Year 2022 (Highway)

Funding Source	Project Number	Project Description	Percent of Federal Share	Federal Funds Amount	State Funds Amount	Advance Construction Funds	Total All Funds	FHWA Transaction Date	FHWA Authorization Date
FBR-ON/OFF	H.001073.3	LA175: KCS RAILWAY OVERPASS	80.00	-11,276.31	-2,819.08	0.00	-14,095.39	1/11/2022	
HSIPPEN	H.001749.6	LA 5 REALIGNMENT AND CROSS SLOPE IMPROVE	100.00	46,000.00	0.00	0.00	46,000.00	11/22/2021	
HSIPPEN	H.001749.6	LA 5 REALIGNMENT AND CROSS SLOPE IMPROVE	100.00	12,891.28	0.00	0.00	12,891.28	5/31/2022	
HSIPPEN	H.001749.6	LA 5 REALIGNMENT AND CROSS SLOPE IMPROVE	100.00	47,489.56	0.00	0.00	47,489.56	3/8/2022	
HSIPPEN	H.001749.6	LA 5 REALIGNMENT AND CROSS SLOPE IMPROVE	100.00	22,436.61	0.00	0.00	22,436.61	4/19/2022	
HSIPPEN	H.001749.6	LA 5 REALIGNMENT AND CROSS SLOPE IMPROVE	100.00	14,885.66	0.00	0.00	14,885.66	1/11/2022	
HSIP	H.010212.6	LA 175: IMPROVEMENT BTWN US 84 & LA 509	90.00	40,485.79	4,498.42	0.00	44,984.21	3/30/2022	
HSIP	H.010212.6	LA 175: IMPROVEMENT BTWN US 84 & LA 509	90.00	16,863.08	1,873.67	0.00	18,736.75	12/27/2021	
STP FLEX	H.010285.4	LA 512 & LA 483: US 171 TO LA 175	100.00	85,954.76	0.00	0.00	85,954.76	2/8/2022	
STP<5K	H.010285.6	LA 512 & LA 483: US 171 TO LA 175	80.00	0.00	-8,054.24	-167,639.22	-209,549.03	2/23/2022	
STP<5K	H.010285.6	LA 512 & LA 483: US 171 TO LA 175	80.00	167,639.22	8,054.24	0.00	209,549.03	2/23/2022	
FBR-OFF	H.010817.5	ROGERS FIELD AND MOUNCE ROAD BRIDGES	80.00	-4,765.41	-1,191.35	0.00	-5,956.76	2/23/2022	
FBR-OFF	H.010817.6	ROGERS FIELD AND MOUNCE ROAD BRIDGES	80.00	-1,079.28	-54.81	0.00	-1,349.10	2/23/2022	
HSIPPEN	H.011914.6	I-49 CB: NATCHITOCHE P/L TO LA 3132	100.00	-61,765.52	0.00	0.00	-61,765.52	5/19/2022	
STP<5K	H.012293.6	LA 5: LOGANSPOUT TO THOMAS ROAD	80.00	-19,972.74	-635.08	0.00	4,204.32	2/2/2022	
STP>200K-E	H.013759.6	LA 3276: US 171 - I-49	80.00	410,473.00	102,618.25	0.00	513,091.25	9/21/2022	09/21/2022
STP>200K-E	H.013759.6	LA 3276: US 171 - I-49	80.00	1,465,714.00	366,428.50	0.00	1,832,142.50	9/21/2022	09/21/2022
STP FLEX	H.013759.6	LA 3276: US 171 - I-49	80.00	0.00	443,665.45	1,705,273.46	2,148,938.91	9/21/2022	09/21/2022

Funding Source	Project Number	Project Description	Percent of Federal Share	Federal Funds Amount	State Funds Amount	Advance Construction Funds	Total All Funds	FHWA Transaction Date	FHWA Authorization Date
STP>200K	H.013759.6	LA 3276: US 171 - I-49	80.00	8,120,183.00	2,030,045.75	0.00	10,150,228.75	9/21/2022	09/21/2022
STP>200K-E	H.013759.6	LA 3276: US 171 - I-49	80.00	503,630.00	125,907.50	0.00	629,537.50	9/21/2022	09/21/2022
DEMOID 129	H.014056.1	I-69 FRTG RD CONN (STONEWALL FRIERSON)	80.00	9,909.25	2,477.31	0.00	12,386.56	12/1/2021	
NHPP	H.014389.6	I-49: DESOTO PARISH PAVEMENT MARKINGS	100.00	-34,660.75	0.00	0.00	-34,660.75	5/9/2022	
COVID>200K	H.014969.1	NW LOUISIANA REGIONAL AERIAL PHOTOGRAPHY	100.00	1,268,040.00	0.00	0.00	1,268,040.00	3/22/2022	
Total				\$12,099,075.20	\$3,072,814.53	\$1,537,634.24	\$16,734,121.10		

WEBSTER PARISH – Annual Listing of Federally Obligated Projects for Fiscal Year 2022 (Highway)

Funding Source	Project Number	Project Description	Percent of Federal Share	Federal Funds Amount	State Funds Amount	Advance Construction Funds	Total All Funds	FHWA Transaction Date	FHWA Authorization Date
FBR-OFF	H.001666.2	DORCHEAT BAYOU BRIDGE	80.00	8,316.09	2,079.02	0.00	10,395.11	12/29/2021	06/25/2018
FBR-OFF	H.001666.2	DORCHEAT BAYOU BRIDGE	80.00	255,540.60	10,335.15	0.00	319,425.75	12/20/2021	06/25/2018
FBR-OFF	H.001666.3	DORCHEAT BAYOU BRIDGE	80.00	18,133.60	4,533.40	0.00	22,667.00	12/14/2021	12/14/2021
FBR-OFF	H.001666.5	DORCHEAT BAYOU BRIDGE	80.00	17,467.62	4,366.90	0.00	21,834.52	3/21/2022	06/25/2018
FBR-OFF	H.001666.6	DORCHEAT BAYOU BRIDGE	80.00	2,260,823.16	91,437.32	0.00	2,826,028.95	4/27/2022	02/28/2022
FBR-OFF	H.001666.6	DORCHEAT BAYOU BRIDGE	80.00	6,967,716.23	281,804.11	0.00	8,709,645.28	2/28/2022	02/28/2022
NHPP-E	H.001798.5	LA 531: BRIDGES NEAR DUBBERLY	80.00	9,379.55	2,344.89	0.00	11,724.44	8/18/2022	
NHPP-E	H.001798.5	LA 531: BRIDGES NEAR DUBBERLY	80.00	9,695.69	2,423.92	0.00	12,119.61	8/18/2022	
STP FLEX	H.001798.5	LA 531: BRIDGES NEAR DUBBERLY	80.00	18,229.14	4,557.29	0.00	22,786.43	4/4/2022	
NHPP-E	H.001798.5	LA 531: BRIDGES NEAR DUBBERLY	80.00	2,722.84	680.71	0.00	3,403.55	8/18/2022	
STP FLEX	H.001799.4	LA 531 OVERPASS	100.00	1,960.40	0.00	0.00	1,960.40	3/21/2022	02/22/2021
STP FLEX	H.001799.4	LA 531 OVERPASS	80.00	3,136.64	784.16	0.00	3,920.80	3/21/2022	02/22/2021
STPFLEX-E	H.001799.6	LA 531 OVERPASS	80.00	1,591,361.55	397,840.39	0.00	1,989,201.94	8/31/2022	08/31/2022
STP FLEX	H.001799.6	LA 531 OVERPASS	100.00	5,039,907.55	0.00	0.00	5,039,907.55	8/31/2022	08/31/2022
NHPP	H.001799.6	LA 531 OVERPASS	100.00	4,191,164.39	0.00	0.00	4,191,164.39	8/31/2022	08/31/2022
STPFLEX-E	H.001799.6	LA 531 OVERPASS	80.00	2,146,112.05	536,528.01	0.00	2,682,640.06	8/31/2022	08/31/2022
FBR-ON	H.005112.5	LA 531 OVERPASS	90.00	3,201.39	355.71	0.00	3,557.10	1/6/2022	
FBR-ON	H.005112.5	LA 531 OVERPASS	90.00	3,765.50	418.39	0.00	4,183.89	1/6/2022	

Funding Source	Project Number	Project Description	Percent of Federal Share	Federal Funds Amount	State Funds Amount	Advance Construction Funds	Total All Funds	FHWA Transaction Date	FHWA Authorization Date
FBR-ON/OFF	H.005112.5	LA 531 OVERPASS	90.00	0.27	0.03	0.00	0.30	1/6/2022	
FBR-ON/OFF	H.005112.5	LA 531 OVERPASS	90.00	7,653.42	850.38	0.00	8,503.80	1/6/2022	
STP FLEX	H.009189.6	I-20:.3 MI E. OF US 79 - LA 371 PAVE MKG	100.00	0.00	0.00	277,804.84	277,804.84	1/3/2022	01/03/2022
STP FLEX	H.009189.6	I-20:.3 MI E. OF US 79 - LA 371 PAVE MKG	100.00	0.00	0.00	526,843.71	526,843.71	6/9/2022	01/03/2022
STP<5K	H.009513.6	LA 164: JCT. LA 163 TO JCT. US 371	80.00	26,328.73	6,582.18	0.00	32,910.91	11/16/2021	
FBR-OFF	H.010008.6	LA 532 OVER I-20 BRIDGE REPLACEMENT	80.00	330,000.00	82,500.00	0.00	412,500.00	3/7/2022	
FBR-OFF	H.010008.6	LA 532 OVER I-20 BRIDGE REPLACEMENT	80.00	0.00	525.34	0.00	0.00	3/7/2022	
FBR-OFF	H.010008.6	LA 532 OVER I-20 BRIDGE REPLACEMENT	80.00	287,545.89	12,715.78	0.00	359,432.36	6/6/2022	
FBR-OFF	H.010008.6	LA 532 OVER I-20 BRIDGE REPLACEMENT	80.00	27,323.76	6,830.94	0.00	34,154.70	2/7/2022	
FBR-OFF	H.010008.6	LA 532 OVER I-20 BRIDGE REPLACEMENT	80.00	19,317.90	4,829.47	0.00	24,147.37	5/16/2022	
STP FLEX	H.012030.5	US371: KCS RR OVERPASSES HBI	80.00	0.00	165,602.48	662,409.91	828,012.39	1/31/2022	
STP FLEX	H.012030.5	US371: KCS RR OVERPASSES HBI	80.00	0.00	-165,602.48	-662,409.91	-828,012.39	2/16/2022	
STP FLEX	H.012030.5	US371: KCS RR OVERPASSES HBI	80.00	662,409.91	165,602.48	0.00	828,012.39	2/16/2022	
STP FLEX	H.012030.5	US371: KCS RR OVERPASSES HBI	80.00	0.00	62,709.57	250,838.27	313,547.84	9/20/2022	
IM	H.012049.6	I-20: WB EXIT RAMP EXTENSION AT MINDEN	90.00	-11,910.39	-2,977.60	0.00	-14,887.99	5/4/2022	
STP FLEX	H.013002.6	LA 531: LA 792 TO LA 532	80.00	16,000.00	4,000.00	0.00	20,000.00	11/22/2021	
FBR-OFF	H.013111.5	DORCHEAT ROAD OVER CANEY CREEK	80.00	8,000.00	2,000.00	0.00	10,000.00	4/27/2022	01/31/2018
FBRON/OFFE	H.013111.6	DORCHEAT ROAD OVER CANEY CREEK	80.00	926,507.11	231,626.78	0.00	1,158,133.89	8/11/2022	08/11/2022
FBR-OFF	H.013111.6	DORCHEAT ROAD OVER CANEY CREEK	80.00	102,945.23	25,736.31	0.00	128,681.54	8/11/2022	08/11/2022

Funding Source	Project Number	Project Description	Percent of Federal Share	Federal Funds Amount	State Funds Amount	Advance Construction Funds	Total All Funds	FHWA Transaction Date	FHWA Authorization Date
STP FLEX	H.014081.6	US 371: TURN LANE EXTENSION AT US 80	80.00	16,000.00	4,000.00	0.00	20,000.00	2/14/2022	
STP FLEX	H.014081.6	US 371: TURN LANE EXTENSION AT US 80	80.00	-8,631.89	-2,157.97	0.00	-10,789.86	6/22/2022	
FBR-OFF	H.014218.5	LA 2A: THORNY BRANCH & INDIAN CREEK BRS	80.00	1,002.12	250.53	0.00	1,252.65	4/14/2022	
FBR-OFF	H.014218.5	LA 2A: THORNY BRANCH & INDIAN CREEK BRS	80.00	38,421.28	9,605.32	0.00	48,026.60	5/5/2022	
STP FLEX	H.014228.5	LA 159: BRIDGES NEAR SHONGALOO	80.00	25,701.99	6,425.50	0.00	32,127.49	5/5/2022	
FBR-OFF	H.014236.5	LA 3008: BRIDGES NEAR COTTON VALLEY	80.00	40,230.82	1,627.11	0.00	50,288.53	5/23/2022	
FBR-OFF	H.014236.5	LA 3008: BRIDGES NEAR COTTON VALLEY	80.00	1,431.60	57.90	0.00	1,789.50	8/8/2022	
STP FLEX	H.014750.6	LA 2: LA 2 SPUR - DORCHEAT BRIDGE	80.00	443,588.42	110,897.11	0.00	554,485.53	2/14/2022	02/14/2022
STP FLEX	H.014750.6	LA 2: LA 2 SPUR - DORCHEAT BRIDGE	80.00	91,578.82	22,894.70	0.00	114,473.52	3/29/2022	02/14/2022
COVID>200K	H.014969.1	NW LOUISIANA REGIONAL AERIAL PHOTOGRAPHY	100.00	1,268,040.00	0.00	0.00	1,268,040.00	3/22/2022	03/21/2022
Total				\$26,868,118.98	\$2,097,621.23	\$1,055,486.82	\$32,076,046.39		

Annual Listing of Federally Obligated Projects for Fiscal Year 2022 (Transit)

PROJECT NUMBER	PROJECT NAME	DESC	FTA GRANT	TOTAL COST	FEDERAL SHARE	LOCAL SHARE
5307-2022-01	PREVENTIVE MAINTENANCE	OPER	5307	2,125,000.00	1,700,000.00	425,000.00
5307-2022-02	OPERATING ASSISTANCE	OPER	5307	3,600,000.00	1,800,000.00	1,800,000.00
5307-2022-03	NON-FIXED ROUTE ADA PARATRANSIT SERVICE	OPER	5307	437,500.00	350,000.00	87,500.00
5307-2022-04	SUPPORT EQUIPMENT AND SVC VEH	CAP	5307	225,000.00	180,000.00	45,000.00
5339-2022-01	BUS ROLLING STOCK	CAP	5339	562,500.00	450,000.00	112,500.00
TRANSFERS TO 5307 BUDGET						
5307-2022-05	TRANSFER FROM STBG>200K; CNG BUS PROCUREMENT	CAP	5307	2,500,000.00	2,000,000.00	500,000.00
5339-2022-06	TRANSFER FROM LADOTD CMAQ; BUS PROCUREMENT	CAP	5307	3,484,442.00	2,787,553.60	696,888.40
TIP AMENDMENTS						
05202021-01	PURCHASE CNG BUSES	CAP	STP>200K TRANS			
05202021-02	BUY 7 NEW CNG BUSES	CAP	CMAQ TRANS			
05202021-03	PURCH 4 CUTAWAY VEH; 11 VANS	CAP	5339			
GRAND TOTALS				\$13,591,973.27	\$10,757,082.02	\$2,835,891.25

The Northwest Louisiana Council of Governments is an intergovernmental association of local governments established to assist in planning for common needs, cooperating for the mutual benefit, and coordinating for sound regional development. NLCOG's purpose is to strengthen both the individual and collective power of local governments and to help them recognize regional opportunities, eliminate unnecessary duplication, and make joint decisions for the benefit of the entire Northwest Louisiana community. This is achieved by developing and implementing constructive and workable policies and programs for solving area-wide problems. These issues include, but are not limited to, matters affecting transportation, economic, health, safety, welfare, education, and regional development issues.

NLCOG is funded by a variety of funding sources including federal grants from the U. S. Department of Transportation's Federal Highway Administration, and Federal Transit Administration, the Louisiana Department of Transportation and Development, as well as by NLCOG's local member governments.

P 318-841-5950

F 318-841-5952

625 Texas Street, Suite 200

Shreveport, LA 71101

www.nlcog.org

www.nlcoglistens.com

